


Suring Public School District



Budget Hearing and Annual Meeting

Monday, August 18, 2014
Conference Room #300
7:00 p.m.

**Suring Public School District
Annual Meeting Budget Message
8/18/14**

To The Electors:

Welcome to the Annual Meeting of the Suring Public School District and thank you for taking an active part in the important job of educating our children.

As board members and administration, we wanted to make the budget and operation of our district easy to understand. The information provided is for the purpose of helping you become better acquainted with your school. Sections of this booklet have been color coded to help separate important areas of information.

Agenda and Resolutions (Purple)
The Proposed 2014-2015 Budget (White)
Minutes of the August 19, 2013 Annual Meeting (Goldenrod)
June 30, 2014 School Census, Projected Enrollments (Green)
General School Information (Ivory)

Preparing this year's budget again has been extremely difficult. School districts in Wisconsin continue to operate under legislative revenue caps. The revenue caps are determined by a districts' student enrollment. With changes in the state budget we are again looking at reduced money available for education.

Keep in mind that this budget is tentative since the final tax rate and levy will be set in October 2014 when the equalized valuation is certified by the Wisconsin State Department of Revenue.

The board presents to the public a budget for the 2014-15 school year with a general fund tax levy of \$3,904,744 with a debt service levy of \$165,250. This compares with our 2013-14 general fund tax levy of \$4,161,479 and debt service levy of \$304,400.

The board and administration would like to thank all those who volunteer their efforts in making a good school system even better. The Suring Public School District will continue to request your suggestions for improvement and support for our school programs. We strive to educate our students at a reasonable cost while serving the goals of society and our community. This task is challenging, but with your cooperation and support, we can achieve our mutual goal of an excellent educational system.

If you have questions concerning our school or its operation, please feel free to contact me or any school board member, administrator, or teacher to get first-hand information. Your continued support of the Suring Public School District and its educational programs is greatly appreciated.

Respectfully submitted,

Dennis Piepkorn – School Board President
Mark Strehlow – School Board Treasurer
Eugene School, Jr. – School Board Member
Wendy Wozniak – School Board Member

Cathleen Lundgren – School Board Vice-President
Cheryl Ustianowski – School Board Clerk
Wayne Sleeter – School Board Member
Kelly Casper – Superintendent

ANNUAL MEETING
BUDGET HEARING
SURING PUBLIC SCHOOL DISTRICT
MONDAY, AUGUST 18, 2014
SURING SCHOOL
7:00 P.M.

AGENDA

1. Call Meeting to order
2. Introduce Board Members
3. Elect Annual Meeting Chairperson
4. Minutes of last Annual Meeting
5. Budget Presentation and Hearing

RESOLUTIONS

6. Set Salaries of School Board Members:
 - A. Present Salaries:

| | |
|------------|---------|
| President: | \$1,950 |
| Clerk: | \$1,900 |
| Treasurer: | \$1,750 |
| Member: | \$1,750 |
7. Authorize reimbursements for expenses of School Board members when traveling outside of district in performance of duties
8. Authorize sale of property, including equipment, no longer needed by the district
9. Food Service Program
10. Tax Levy
 - A. Current Operation (Fund 10)
 - B. Debt Service (Fund 39)
11. Set the date and time of the 2015 Annual Meeting
12. Conducting any other school business as authorized under Chapter 120.10 of the Wisconsin Statutes. "Powers of the Annual District Meeting".
13. Approve Minutes of Meeting
14. Adjourn

2014 ANNUAL MEETING RESOLUTIONS

Agenda Item

6. Set Salaries of School Board Members

Present salaries are as follows for each of the seven members of the Board of Education:

| | |
|------------|---------|
| President: | \$1,950 |
| Clerk: | \$1,900 |
| Treasurer: | \$1,750 |
| Member: | \$1,750 |

Resolution: Be it resolved by the electors of the Suring Public School District, Oconto County, Wisconsin, the following yearly salaries be adopted for the members of the Board of Education for 2014-2015. (Section 120.10(3) Wis. Stat.)

| | | | |
|------------|-------|---------|-------|
| President: | _____ | Clerk: | _____ |
| Treasurer: | _____ | Member: | _____ |

Motion by: _____
Seconded by: _____

7. Reimbursement for Expenses of School Board Members

Resolution: Be it resolved by the electors of the Suring Public School District, Oconto County, Wisconsin, to authorize the reimbursement to the state convention participants \$200 for four days or \$50 per day and to authorize reimbursement of expenses of Board Members when traveling outside of the district in the performance of duties. In addition, the mileage reimbursement at the federal rate will be paid to board members to attend regular and special board meetings. (Section 120.10(4) Wis. Stat.)

Motion by: _____
Seconded by: _____

8. Sale of Property, Including Equipment, No Longer Needed by the District

Resolution: Be it resolved that electors of the Suring Public School District, Oconto County, Wisconsin, authorize the sale of any property, including equipment, belonging to and not needed by the said district for school purposes. Be it further resolved that the conduct of the sale of such property be determined by said Board of Education. (Section 120.10(12) Wis. Stat.)

Motion by: _____
Seconded by: _____

9. Food Service Program

Resolution: Be it resolved that the Board of Education of the Suring Public School District of Oconto County, Wisconsin, is directed to furnish hot lunches and milk to any and all students attending the Suring Public School and also to provide a breakfast program for students in grades Pk-12 at such places and times and such cost as shall be set by said School Board, and the School Board is hereby authorized to pay any deficiency which may result from said lunch and breakfast program. (Section 20.10(16) Wis. Stat.)

Motion by: _____
Seconded by: _____

10. Tax Levy

Resolution: Be it resolved that there shall be levied upon the taxable property of the Suring Public School District, Oconto County, Wisconsin, for the purpose of defraying the cost for the 2014-15 school year, the sum of \$3,904,744 for the operation and maintenance of Fund 10 and the sum of \$165,250 Fund 39 Referendum Debt Service. (Section 120.10(8) Wis. Stat.)

Motion by: _____
Seconded by: _____

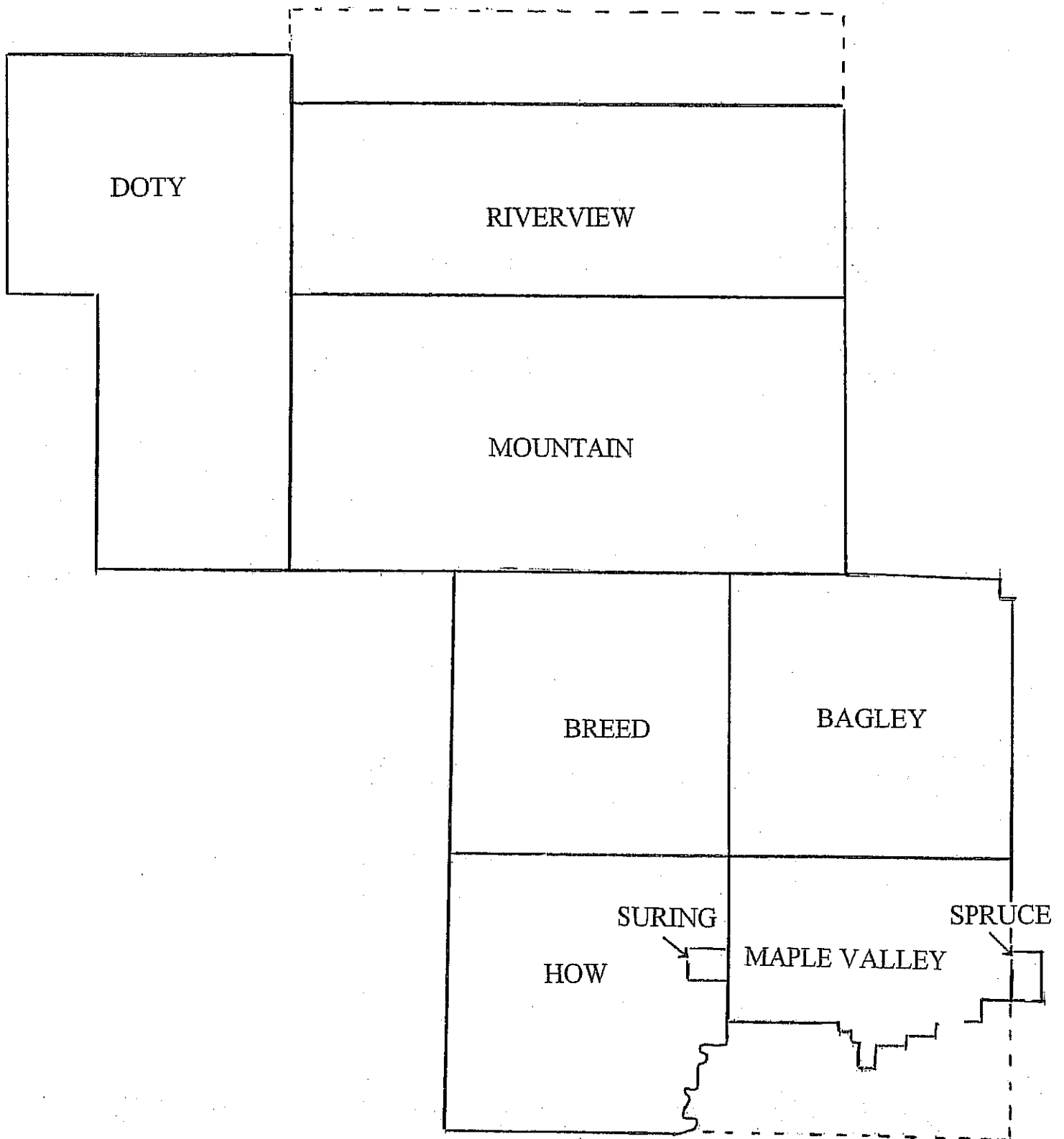
BOARD OF EDUCATION MEMBERS

| | |
|-----------------------------------|--------------|
| Dennis Piepkorn, President | 920-590-1680 |
| Cathleen Lundgren, Vice President | 715-850-1798 |
| Cheryl Ustianowski, Clerk | 715-773-2082 |
| Mark Strehlow, Treasurer | 920-842-2958 |
| Eugene School, Jr. | 920-590-1281 |
| Wayne Sleeter | 920-590-0987 |
| Wendy Wozniak | 920-842-4227 |

REGULAR SCHOOL BOARD MEETING CALENDAR

| | | |
|---|-----------|----------------------|
| Monday, August 18, 2014 (Annual Meeting) | 7:00 P.M. | Conference Room #300 |
| Wednesday, September 10, 2014 | 6:00 P.M. | Conference Room #300 |
| Wednesday, October 8, 2014 | 6:00 P.M. | Conference Room #300 |
| Wednesday, November 12, 2014 | 6:00 P.M. | Conference Room #300 |
| Wednesday, December 10, 2014 | 6:00 P.M. | Conference Room #300 |
| Wednesday, January 14, 2015 | 6:00 P.M. | Conference Room #300 |
| Wednesday, February 11, 2015 | 6:00 P.M. | Conference Room #300 |
| Wednesday, March 11, 2015 | 6:00 P.M. | Conference Room #300 |
| Wednesday, April 8, 2015 | 6:00 P.M. | Conference Room #300 |
| Wednesday, May 13, 2015 | 6:00 P.M. | Conference Room #300 |
| Wednesday, June 10, 2015 | 6:00 P.M. | Conference Room #300 |
| Wednesday, July 8, 2015 | 6:00 P.M. | Conference Room #300 |
| Wednesday, August 12, 2015 | 6:00 P.M. | Conference Room #300 |

SURING PUBLIC SCHOOL DISTRICT



2014-15

PROPOSED BUDGET

SURING PUBLIC SCHOOL DISTRICT

AUGUST 18, 2014

The 2014-15 proposed General Fund Levy - Fund 10 is \$3,904,744 requiring a mil rate of .00645378. The Debt Service Levy – Fund 39 is \$165,250 requiring a mil rate of .00027313 Tax Levy's are applied to an equalized value of \$605,032,387.

Levy certification to the municipalities will be based on the October, 2014 equalized valuation. The final amount and tax rate will be determined by the school board after the certified equalized valuation is received from the Wisconsin Department of Revenue in October, 2014.

DISTRICT:
Suring
5670

DATA AS OF 7/9/2014 2:55 PM

Line 1 Amount May Not Exceed Line 11 minus Line 7B of Final 13-14 Revenue Limit

2013-14 General Aid Certification (13-14 Line 12A, src 621)

2013-14 Computer Aid Received (13-14 Line 17, Src 691)

2013-14 Hi Pov Aid (13-14 Line 12B, src 628)

2013-14 Fnd 10 Levy Cert (13-14 Line 13, Src 211)

2013-14 Fnd 38 Levy Cert (13-14 Line 14B, Src 210)

2013-14 Fnd 41 Levy Cert (13-14 Line 14C, Src 210)

2013-14 Aid Penalty for Over Levy (13-14 FINAL Rev Limit Worksheet)

2013-14 Penalty for Unspent Energy Exemption

2013-14 Total Levy for All Levied Non-Recurring Exemptions*

Line 1 NET 2013-14 Base Revenue

268,602
949
25,217
4,152,329
0
0
0
403,011
4,044,086

+
+
+
+
+
+
-
-
-
=

September & Summer FTE Membership Averages

Count Ch. 220 Inter-District Resident Transfer Pupils @ 75%.

Line 2: Base Avg: (11+4ss)+(12+4ss)+(13+4ss) / 3 =

2011
2012
2013

15
13
13

6
5
5

433
418
410

439
423
415

Summer fte:
% (40,40,40)
Sept fte:
Total fte

414

Line 6: Curr Avg: (12+4ss)+(13+4ss)+(14+4ss) / 3 =

2012
2013
2014

13
13
13

5
5
5

418
410
400

423
415
405

Summer fte:
% (40,40,40)
Sept fte:
Total fte

414

Line 10B: Declining Enrollment Exemption =

Average FTE Loss (Line 2 - Line 6, if > 0)

X 1.00 =

Line 5, Maximum 2014-2015 Revenue per Memb) =

Non-Recurring Exemption Amount:

Line 17: State Aid for Exempt Computers =

Line 17 = A X (Line 16 / C) (to 8 decimals)

2014 Property Values (October 1, 2014 Values from DOR)

A. 2014 Exempt Computer Property Valuation

B. 2014 TIF-Out Tax Apportionment Equalized Valuation

C. 2014 TIF-Out Value plus Exempt Computers (A + B)

Computer aid replaces a portion of proposed Fund 10 Levy

2014-2015 Revenue Limit Worksheet

1. 2013-14 Base Revenue (Funds 10, 38, 41)

2. Base Sept Membership Avg (11+4ss, 12+4ss, 13+4ss/3)

3. 2013-14 Base Revenue Per Member (Ln 1 / Ln2)

4. 2014-15 Per Member Change (A+B)

A. Allowed Per Pupil Change (+/- \$0.00/Member)

B. Low Rev Incr (9,100 - (3 + 4A)) - 4C) Not < 0

C. Low Rev Dist in CCDEB (Enter DPI Adjustment)

D. 2014-15 Maximum Revenue / Memb (Ln 3 + Ln 4)

E. Current Membership Avg (12+4ss, 13+4ss, 14+4ss/3)

F. 2014-15 Rev Limit, No Exemptions (Ln 7A + Ln 7B)

A. Max Rev/Memb x Cur Memb Avg (Ln 5 x Ln 6)

B. Hold Harm Non-Recurr Exemption

C. Total Recurring Exemptions (A+B+C+D+E)

A. Prior Year Carryover

B. Transfer of Service (if negative, include sign)

C. Transfer of Territory (if negative, include sign)

D. Federal Impact Aid Loss (2012-13 to 2013-14)

E. Recurring Referenda to Exceed (If 2014-15 is first year)

F. 2014-15 Limit with Recurring Exemptions (Ln 7 + Ln 8)

G. Total 2014-15 Non-Recurring Exemptions (A+B+C+D+E)

A. Non-Recurring Referenda to Exceed 2014-15 Limit

B. Declining Enrollment Exemption for 2014-15 (from left)

C. Energy Efficiency Exemption for 2014-15

D. Adjustment for Refunded or Rescinded Taxes for 2014-15

E. Prior Year Open Enrollment (uncounted pupils)

F. 2014-15 Revenue Limit With All Exemptions (Ln 9 + Ln 10)

G. Total Aid to be Used in Computation (12A + 12B)

A. 2014-15 July 1 ESTIMATE of General Aid

B. State Aid to High Poverty Districts (not all dists)

DISTRICTS WILL NEED TO PROJECT AN OCTOBER 15, 2014 AID ESTIMATE.

13. Allowable Limited Revenue: (Line 11 - Line 12)

(10, 38, 41 Levies + Src 691. Src 691 is DOR Computer Aid.)

14. Total Limited Revenue To Be Used (A+B+C)

Entries Required Below: Amnts Needed by Purpose and Fund:

A. Gen Operations: Fnd 10 including Src 211 & Src 691

B. Non-Referendum Debt (inside limit) Fnd 38 Src 210

C. Capital Exp. Annual Meeting Approved: Fnd 41 Src 210

D. Total Revenue from Other Levies

A. Referendum Apprvd Debt (Non Fund 38 Debt-Src 210)

B. Community Services (Fnd 80 Src 210)

C. Prior Year Levy Chargeback (Src 212)

D. Other Levy Revenue - Milwaukee & Kenosha Only

E. Total Levy + Src 691, "Proposed Levy" (Ln 14 + Ln 15)

F. Est Src 691 (Comp Aid) Based on Ln 16 & Values Entered

G. Fnd 10 Src 211 (Ln 14A-Ln 17), 2014-15 Budget

Line 18 (not 14A) is the Fund 10 Levy certified by the Board.

19. Total Fall, 2014 All Fund Tax Levy (14B + 14C + 15 + 18)

Line 19 is the total levy to be apportioned in the PL-401.

20. Fund 30 Src 210 (38 + Non-38) (Ln 14B + Ln 15A)

4,044,086
426
9,493.16
75.00
0
0.00
3,961,218
82,868
0
0
0
0
4,044,086
114,818
114,818
114,818
0
228,112
25,217
3,905,575
3,905,575
3,905,575
3,905,575
165,285
165,250
35
3,904,709
3,904,709
3,904,709
4,069,994
0.00672690
165,250

(from left)
(from left)
(with cents)
75.00
0
0.00
3,961,218
82,868
0
0
0
0
4,044,086
114,818
114,818
114,818
0
228,112
25,217
3,905,575
3,905,575
3,905,575
3,905,575
165,285
165,250
35
3,904,709
3,904,709
3,904,709
4,069,994
0.00672690
165,250

CELL COLOR KEY:
Auto-Calc
DPI Data
District Enters

Districts are responsible for the integrity of the revenue limit data & computation. Data appearing here reflects information submitted to DPI and is unaudited.

SURING PUBLIC SCHOOL DISTRICT BUDGET PUBLICATION 2014-2015

| GENERAL FUND | Audited 2012-2013 | Unaudited 2013-2014 | Budget 2014-2015 |
|--|------------------------------|--------------------------------|-----------------------------|
| Beginning Fund Balance | 3,234,169.01 | 3,016,731.31 | 2,958,981.84 |
| Ending Fund Balance | 3,016,731.31 | 2,958,981.84 | 2,459,359.84 |
| REVENUES & OTHER FINANCING SOURCES | | | |
| Transfers-In (Source 100) | 0.00 | 0.00 | 0.00 |
| Local Sources (Source 200) | 4,106,430.55 | 4,180,853.74 | 3,934,644.00 |
| Inter-district Payments (Source 300 + 400) | 167,166.00 | 138,621.87 | 219,515.00 |
| Intermediate Sources (Source 500) | 23,214.06 | 19,369.48 | 24,000.00 |
| State Sources (Source 600) | 641,710.00 | 793,801.60 | 764,058.00 |
| Federal Sources (Source 700) | 223,485.35 | 326,422.85 | 273,541.00 |
| All Other Sources (Source 800 + 900) | 36,748.48 | 25,069.57 | 20,200.00 |
| TOTAL REVENUES & OTHER FINANCING SOURCES | 5,198,754.44 | 5,484,139.11 | 5,235,958.00 |
| EXPENDITURES & OTHER FINANCING USES | | | |
| Instruction (Function 100 000) | 2,636,047.90 | 2,582,960.00 | 2,579,589.00 |
| Support Services (Function 200 000) | 1,985,715.22 | 2,159,405.48 | 2,276,697.00 |
| Non-Program Transactions (Function 400 000) | 794,429.02 | 799,523.10 | 879,294.00 |
| TOTAL EXPENDITURES & OTHER FINANCING USES | 5,416,192.14 | 5,541,888.58 | 5,735,580.00 |

| SPECIAL PROJECTS FUND | Audited 2012-2013 | Unaudited 2013-2014 | Budget 2014-2015 |
|--|------------------------------|--------------------------------|-----------------------------|
| Beginning Fund Balance | 0.00 | 0.00 | 0.00 |
| Ending Fund Balance | 0.00 | 0.00 | 0.00 |
| REVENUES & OTHER FINANCING SOURCES | 845,735.93 | 805,975.68 | 858,898.00 |
| EXPENDITURES & OTHER FINANCING USES | 845,735.93 | 805,975.68 | 858,898.00 |

| DEBT SERVICE FUND | Audited 2012-2013 | Unaudited 2013-2014 | Budget 2014-2015 |
|--|------------------------------|--------------------------------|-----------------------------|
| Beginning Fund Balance | 0.00 | 2,968.80 | 1,599.57 |
| Ending Fund Balance | 2,968.80 | 1,599.57 | 1,599.57 |
| REVENUES & OTHER FINANCING SOURCES | 304,028.77 | 304,400.77 | 308,050.00 |
| EXPENDITURES & OTHER FINANCING USES | 301,059.97 | 305,770.00 | 308,050.00 |

| CAPITAL PROJECTS FUND | Audited 2012-2013 | Unaudited 2013-2014 | Budget 2014-2015 |
|--|------------------------------|--------------------------------|-----------------------------|
| Beginning Fund Balance | 0.00 | 144,606.83 | 142,633.74 |
| Ending Fund Balance | 144,606.83 | 142,633.74 | 304.74 |
| REVENUES & OTHER FINANCING SOURCES | 900,590.40 | 354.67 | 210.00 |
| EXPENDITURES & OTHER FINANCING USES | 755,983.57 | 2,327.76 | 142,539.00 |

| FOOD SERVICE FUND | Audited 2012-2013 | Unaudited 2013-2014 | Budget 2014-2015 |
|--|------------------------------|--------------------------------|-----------------------------|
| Beginning Fund Balance | 13,828.60 | 0.00 | 10,235.41 |
| Ending Fund Balance | 0.00 | 10,235.41 | 6,972.41 |
| REVENUES & OTHER FINANCING SOURCES | 197,743.35 | 187,306.31 | 187,200.00 |
| EXPENDITURES & OTHER FINANCING USES | 211,571.95 | 177,070.90 | 190,463.00 |

| COMMUNITY SERVICE FUND | Audited 2012-2013 | Unaudited 2013-2014 | Budget 2014-2015 |
|--|------------------------------|--------------------------------|-----------------------------|
| Beginning Fund Balance | 11,538.23 | 11,524.80 | 10,964.30 |
| Ending Fund Balance | 11,524.80 | 10,964.30 | 10,964.30 |
| REVENUES & OTHER FINANCING SOURCES | 449.00 | 0.00 | 0.00 |
| EXPENDITURES & OTHER FINANCING USES | 462.43 | 560.50 | 0.00 |

Total Expenditures and Other Financing Uses

| ALL FUNDS | Audited 2012-2013 | Unaudited 2013-2014 | Budget 2014-2015 |
|---|------------------------------|--------------------------------|-----------------------------|
| GROSS TOTAL EXPENDITURES -- ALL FUNDS | 7,531,005.99 | 6,833,593.42 | 7,235,530.00 |
| Interfund Transfers (Source 100) - ALL FUNDS | 515,082.02 | 466,862.91 | 657,752.00 |
| Refinancing Expenditures (FUND 30) | 0.00 | 0.00 | 0.00 |
| NET TOTAL EXPENDITURES -- ALL FUNDS | 7,015,923.97 | 6,366,730.51 | 6,577,778.00 |
| PERCENTAGE INCREASE -- NET TOTAL FUND EXPENDITURES FROM PRIOR YEAR | | -9.25% | 3.31% |

PROPOSED PROPERTY TAX LEVY

| FUND | Audited 2012-2013 | Unaudited 2013-2014 | Budget 2014-2015 |
|--|------------------------------|--------------------------------|-----------------------------|
| General Fund | 4,072,722.00 | 4,152,359.00 | 3,904,744.00 |
| Referendum Debt Service Fund | 303,935.00 | 304,400.00 | 165,250.00 |
| Non-Referendum Debt Service Fund | 0.00 | 0.00 | 0.00 |
| Capital Expansion Fund | 0.00 | 0.00 | 0.00 |
| Community Service Fund | 0.00 | 0.00 | 0.00 |
| TOTAL SCHOOL LEVY | 4,376,657.00 | 4,456,759.00 | 4,069,994.00 |
| PERCENTAGE INCREASE -- TOTAL LEVY FROM PRIOR YEAR | | 1.83% | -8.68% |

**SURING PUBLIC SCHOOL DISTRICT
BUDGET ADOPTION 2014-2015**

| GENERAL FUND (FUND 10) | Audited 2012-2013 | Unaudited 2013-2014 | Budget 2014-2015 |
|---|------------------------------|--------------------------------|-----------------------------|
| Beginning Fund Balance (Account 930 000) | 3,234,169.01 | 3,016,731.31 | 2,958,981.84 |
| Ending Fund Balance, Nonspendable (Acct. 935 000) | 0.00 | 0.00 | 0.00 |
| Ending Fund Balance, Restricted (Acct. 936 000) | 0.00 | 0.00 | 0.00 |
| Ending Fund Balance, Committed (Acct. 937 000) | 0.00 | 0.00 | 0.00 |
| Ending Fund Balance, Assigned (Acct. 938 000) | 0.00 | 0.00 | 0.00 |
| Ending Fund Balance, Unassigned (Acct. 939 000) | 3,016,731.31 | 2,958,981.84 | 2,459,359.84 |
| TOTAL ENDING FUND BALANCE (ACCT. 930 000) | 3,016,731.31 | 2,958,981.84 | 2,459,359.84 |
| REVENUES & OTHER FINANCING SOURCES | | | |
| 100 Transfers-in | 0.00 | 0.00 | 0.00 |
| Local Sources | | | |
| 210 Taxes | 4,073,524.39 | 4,152,841.65 | 3,905,244.00 |
| 240 Payments for Services | 0.00 | 0.00 | 0.00 |
| 260 Non-Capital Sales | 4,522.70 | 4,143.85 | 4,000.00 |
| 270 School Activity Income | 19,935.31 | 14,989.31 | 17,000.00 |
| 280 Interest on Investments | 2,147.37 | 1,817.50 | 2,000.00 |
| 290 Other Revenue, Local Sources | 6,300.78 | 7,061.43 | 6,400.00 |
| Subtotal Local Sources | 4,106,430.55 | 4,180,853.74 | 3,934,644.00 |
| Other School Districts Within Wisconsin | | | |
| 310 Transit of Aids | 0.00 | 0.00 | 0.00 |
| 340 Payments for Services | 167,166.00 | 138,621.87 | 219,515.00 |
| 380 Medical Service Reimbursements | 0.00 | 0.00 | 0.00 |
| 390 Other Inter-district, Within Wisconsin | 0.00 | 0.00 | 0.00 |
| Subtotal Other School Districts within Wisconsin | 167,166.00 | 138,621.87 | 219,515.00 |
| Other School Districts Outside Wisconsin | | | |
| 440 Payments for Services | 0.00 | 0.00 | 0.00 |
| 490 Other Inter-district, Outside Wisconsin | 0.00 | 0.00 | 0.00 |
| Subtotal Other School Districts Outside Wisconsin | 0.00 | 0.00 | 0.00 |
| Intermediate Sources | | | |
| 510 Transit of Aids | 1,350.32 | 0.00 | 0.00 |
| 530 Payments for Services from CCDEB | 0.00 | 0.00 | 0.00 |
| 540 Payments for Services from CESA | 488.74 | 3,459.48 | 6,000.00 |
| 580 Medical Services Reimbursement | 0.00 | 0.00 | 0.00 |
| 590 Other Intermediate Sources | 21,375.00 | 15,910.00 | 18,000.00 |
| Subtotal Intermediate Sources | 23,214.06 | 19,369.48 | 24,000.00 |
| State Sources | | | |
| 610 State Aid -- Categorical | 71,836.50 | 150,099.00 | 149,400.00 |
| 620 State Aid -- General | 316,231.00 | 293,819.00 | 253,329.00 |
| 630 DPI Special Project Grants | 4,882.07 | 3,840.00 | 2,692.00 |
| 640 Payments for Services | 0.00 | 0.00 | 0.00 |
| 650 Student Achievement Guarantee in Education (SAGE Grant) | 128,893.57 | 143,935.04 | 158,000.00 |
| 660 Other State Revenue Through Local Units | 9,233.86 | 9,116.50 | 9,200.00 |
| 690 Other Revenue | 110,633.00 | 192,992.06 | 191,437.00 |
| Subtotal State Sources | 641,710.00 | 793,801.60 | 764,058.00 |

**SURING PUBLIC SCHOOL DISTRICT
BUDGET ADOPTION 2014-2015**

| CONTINUED GENERAL FUND (FUND 10) | Audited 2012-2013 | Unaudited 2013-2014 | Budget 2014-2015 |
|--|------------------------------|--------------------------------|-----------------------------|
| Federal Sources | | | |
| 710 Transit of Aids | 0.00 | 0.00 | 0.00 |
| 720 Impact Aid | 0.00 | 0.00 | 0.00 |
| 730 DPI Special Project Grants | 70,829.51 | 83,516.75 | 115,095.00 |
| 750 IASA Grants | 129,255.84 | 162,754.67 | 124,267.00 |
| 760 JTPA | 0.00 | 0.00 | 0.00 |
| 770 Other Federal Revenue Through Local Units | 0.00 | 0.00 | 0.00 |
| 780 Other Federal Revenue Through State | 0.00 | 50,274.43 | 20,000.00 |
| 790 Other Federal Revenue - Direct | 23,400.00 | 29,877.00 | 14,179.00 |
| Subtotal Federal Sources | 223,485.35 | 326,422.85 | 273,541.00 |
| Other Financing Sources | | | |
| 850 Reorganization Settlement | 0.00 | 0.00 | 0.00 |
| 860 Compensation, Fixed Assets | 0.00 | 0.00 | 0.00 |
| 870 Long-Term Obligations | 0.00 | 0.00 | 0.00 |
| Subtotal Other Financing Sources | 0.00 | 0.00 | 0.00 |
| Other Revenues | | | |
| 960 Adjustments | 23,682.83 | 6,760.00 | 7,000.00 |
| 970 Refund of Disbursement | 11,967.68 | 17,623.76 | 12,000.00 |
| 980 Medical Service Reimbursement | 0.00 | 0.00 | 0.00 |
| 990 Miscellaneous | 1,097.97 | 685.81 | 1,200.00 |
| Subtotal Other Revenues | 36,748.48 | 25,069.57 | 20,200.00 |
| TOTAL REVENUES & OTHER FINANCING SOURCES | 5,198,754.44 | 5,484,139.11 | 5,235,958.00 |
| EXPENDITURES & OTHER FINANCING USES | | | |
| Instruction | | | |
| 110 000 Undifferentiated Curriculum | 919,425.07 | 806,966.73 | 885,817.00 |
| 120 000 Regular Curriculum | 1,114,304.06 | 1,137,764.98 | 1,090,314.00 |
| 130 000 Vocational Curriculum | 361,473.35 | 377,316.23 | 352,465.00 |
| 140 000 Physical Curriculum | 140,537.94 | 156,098.01 | 135,007.00 |
| 160 000 Co-Curricular Activities | 99,412.48 | 104,379.05 | 115,286.00 |
| 170 000 Other Special Needs | 895.00 | 435.00 | 700.00 |
| Subtotal Instruction | 2,636,047.90 | 2,582,960.00 | 2,579,589.00 |
| Support Sources | | | |
| 210 000 Pupil Services | 73,540.86 | 65,821.76 | 112,952.00 |
| 220 000 Instructional Staff Services | 129,451.64 | 144,525.91 | 192,983.00 |
| 230 000 General Administration | 262,637.92 | 283,665.49 | 271,551.00 |
| 240 000 School Building Administration | 203,224.28 | 221,196.44 | 229,799.00 |
| 250 000 Business Administration | 944,780.75 | 1,007,581.61 | 1,021,746.00 |
| 260 000 Central Services | 149,167.89 | 187,116.78 | 196,289.00 |
| 270 000 Insurance & Judgments | 65,421.92 | 60,903.29 | 55,730.00 |
| 280 000 Debt Services | 0.00 | 0.00 | 0.00 |
| 290 000 Other Support Services | 157,489.96 | 188,594.20 | 195,647.00 |
| Subtotal Support Sources | 1,985,715.22 | 2,159,405.48 | 2,276,697.00 |
| Non-Program Transactions | | | |
| 410 000 Inter-fund Transfers | 515,082.02 | 466,862.91 | 514,952.00 |
| 430 000 Instructional Service Payments | 279,317.21 | 332,625.59 | 364,242.00 |
| 490 000 Other Non-Program Transactions | 29.79 | 34.60 | 100.00 |
| Subtotal Non-Program Transactions | 794,429.02 | 799,523.10 | 879,294.00 |
| TOTAL EXPENDITURES & OTHER FINANCING USES | 5,416,192.14 | 5,541,888.58 | 5,735,580.00 |

**SURING PUBLIC SCHOOL DISTRICT
BUDGET ADOPTION 2014-2015**

| SPECIAL PROJECT FUNDS (FUNDS 21, 23, 27, 29) | Audited 2012-2013 | Unaudited 2013-2014 | Budget 2014-2015 |
|--|------------------------------|--------------------------------|-----------------------------|
| 900 000 Beginning Fund Balance | 0.00 | 0.00 | 0.00 |
| 900 000 Ending Fund Balance | 0.00 | 0.00 | 0.00 |
| TOTAL REVENUES & OTHER FINANCING SOURCES | 845,735.93 | 805,975.68 | 858,898.00 |
| 100 000 Instruction | 111,693.96 | 145,484.60 | 150,835.00 |
| 200 000 Support Services | 160,878.24 | 133,881.30 | 137,971.00 |
| 400 000 Non-Program Transactions | 573,163.73 | 526,609.78 | 570,092.00 |
| TOTAL EXPENDITURES & OTHER FINANCING USES | 845,735.93 | 805,975.68 | 858,898.00 |

| DEBT SERVICE FUND (FUNDS 38, 39) | Audited 2012-2013 | Unaudited 2013-2014 | Budget 2014-2015 |
|--|------------------------------|--------------------------------|-----------------------------|
| 900 000 Beginning Fund Balance | 0.00 | 2,968.80 | 1,599.57 |
| 900 000 ENDING FUND BALANCES | 2,968.80 | 1,599.57 | 1,599.57 |
| TOTAL REVENUES & OTHER FINANCING SOURCES | 304,028.77 | 304,400.77 | 308,050.00 |
| 281 000 Long-Term Capital Debt | 301,059.97 | 305,770.00 | 308,050.00 |
| 282 000 Refinancing | 0.00 | 0.00 | 0.00 |
| 283 000 Operational Debt | 0.00 | 0.00 | 0.00 |
| 285 000 Post Employment Benefit Debt | 0.00 | 0.00 | |
| 289 000 Other Long-Term General Obligation Debt | 0.00 | 0.00 | 0.00 |
| 400 000 Non-Program Transactions | 0.00 | 0.00 | |
| TOTAL EXPENDITURES & OTHER FINANCING USES | 301,059.97 | 305,770.00 | 308,050.00 |
| 842 000 INDEBTEDNESS, END OF YEAR | 605,000.00 | 0.00 | 0.00 |

| CAPITAL PROJECTS FUND (FUNDS 41, 48, 49) | Audited 2012-2013 | Unaudited 2013-2014 | Budget 2014-2015 |
|--|------------------------------|--------------------------------|-----------------------------|
| 900 000 Beginning Fund Balance | 0.00 | 144,606.83 | 142,633.74 |
| 900 000 Ending Fund Balance | 144,606.83 | 142,633.74 | 304.74 |
| TOTAL REVENUES & OTHER FINANCING SOURCES | 900,590.40 | 354.67 | 210.00 |
| 100 000 Instructional Services | 0.00 | 0.00 | 0.00 |
| 200 000 Support Services | 755,983.57 | 2,327.76 | 142,539.00 |
| 300 000 Community Services | 0.00 | 0.00 | 0.00 |
| 400 000 Non-Program Transactions | 0.00 | 0.00 | 0.00 |
| TOTAL EXPENDITURES & OTHER FINANCING USES | 755,983.57 | 2,327.76 | 142,539.00 |

| FOOD SERVICE FUND (FUND 50) | Audited 2012-2013 | Unaudited 2013-2014 | Budget 2014-2015 |
|--|------------------------------|--------------------------------|-----------------------------|
| 900 000 Beginning Fund Balance | 13,828.60 | 0.00 | 10,235.41 |
| 900 000 ENDING FUND BALANCE | 0.00 | 10,235.41 | 6,972.41 |
| TOTAL REVENUES & OTHER FINANCING SOURCES | 197,743.35 | 187,306.31 | 187,200.00 |
| 200 000 Support Services | 211,571.95 | 177,070.90 | 190,463.00 |
| 400 000 Non-Program Transactions | 0.00 | 0.00 | 0.00 |
| TOTAL EXPENDITURES & OTHER FINANCING USES | 211,571.95 | 177,070.90 | 190,463.00 |

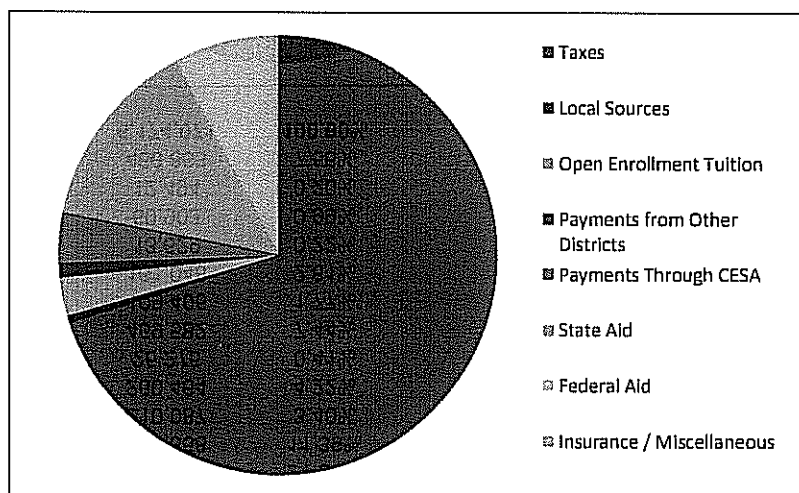
| COMMUNITY SERVICE FUND (FUND 80) | Audited 2012-2013 | Unaudited 2013-2014 | Budget 2014-2015 |
|--|------------------------------|--------------------------------|-----------------------------|
| 900 000 Beginning Fund Balance | 11,538.23 | 11,524.80 | 10,964.30 |
| 900 000 ENDING FUND BALANCE | 11,524.80 | 10,964.30 | 10,964.30 |
| TOTAL REVENUES & OTHER FINANCING SOURCES | 449.00 | 0.00 | 0.00 |
| 200 000 Support Services | 197.23 | 560.50 | 0.00 |
| 300 000 Community Services | 265.20 | 0.00 | 0.00 |
| 400 000 Non-Program Transactions | 0.00 | 0.00 | 0.00 |
| TOTAL EXPENDITURES & OTHER FINANCING USES | 462.43 | 560.50 | 0.00 |

**Suring Public School District
Proposed 2014-2015 Budget Summary
Funds 10 and 27**

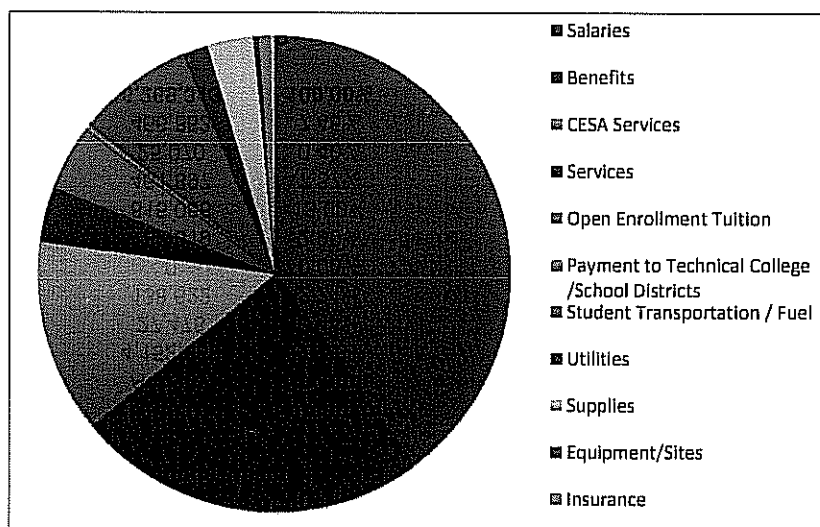
| Revenue | 2013-2014 Activity | Percent of Revenue | 2014-2015 Budget | Percent of Budget |
|-------------------------------|-------------------------------|-------------------------------|-----------------------------|------------------------------|
| Taxes | 4,152,359 | 66.23% | 3,904,744 | 64.07% |
| Local Sources | 27,478 | 0.44% | 29,900 | 0.49% |
| Open Enrollment Tuition | 138,622 | 2.21% | 155,640 | 2.55% |
| Payments from Other Districts | 0 | 0.00% | 63,875 | 1.05% |
| Payments Through CESA | 182,019 | 2.90% | 200,000 | 3.28% |
| State Aid | 815,006 | 13.00% | 791,058 | 12.98% |
| Federal Aid | 461,897 | 7.37% | 414,487 | 6.80% |
| Insurance / Miscellaneous | 25,070 | 0.40% | 20,200 | 0.33% |
| Fund 27 Transfer | 466,863 | 7.45% | 514,952 | 8.45% |
| Total | 6,269,313 | 100.00% | 6,094,856 | 100.00% |

| Expenditures | 2013-2014 Activity | Percent of Expenditures | 2014-2015 Budget | Percent of Budget |
|--|-------------------------------|------------------------------------|-----------------------------|------------------------------|
| Salaries | 2,334,624 | 37.81% | 2,424,388 | 36.76% |
| Benefits | 1,356,340 | 21.97% | 1,463,199 | 22.19% |
| CESA Services | 703,358 | 11.39% | 801,083 | 12.15% |
| Services | 210,087 | 3.40% | 231,457 | 3.51% |
| Open Enrollment Tuition | 260,464 | 4.22% | 269,742 | 4.09% |
| Payment to Technical College /School Districts | 25,275 | 0.41% | 20,000 | 0.30% |
| Student Transportation / Fuel | 459,582 | 7.44% | 484,190 | 7.34% |
| Utilities | 109,405 | 1.77% | 103,000 | 1.56% |
| Supplies | 161,048 | 2.61% | 189,147 | 2.87% |
| Equipment/Sites | 13,629 | 0.22% | 23,210 | 0.35% |
| Insurance | 60,903 | 0.99% | 55,730 | 0.85% |
| Dues/Fees/Miscellaneous | 12,494 | 0.20% | 14,380 | 0.22% |
| Fund 27 Transfer | 466,863 | 7.56% | 514,952 | 7.81% |
| Total | 6,174,071 | 100.00% | 6,594,478 | 100.00% |

Revenue



Expenditures



Suring Public School District

2014-2015 Proposed Property Tax Levy

| | Fund 10 | Fund 39 | | |
|----------------------|--------------|-----------------|--------------|-----------------|
| Municipality | General Levy | Referendum Debt | Total Levy | Percent of Levy |
| Town of Bagley | 266,455.46 | 11,276.48 | 305,477.88 | 6.6904% |
| Town of Breed | 459,828.37 | 19,460.08 | 530,500.47 | 12.7944% |
| Town of Doty | 647,814.01 | 27,415.69 | 735,134.43 | 17.1318% |
| Town of How | 264,011.82 | 11,173.06 | 291,756.76 | 6.2767% |
| Town of Maple Valley | 212,535.40 | 8,994.57 | 240,691.03 | 5.5194% |
| Town of Mountain | 988,951.59 | 41,852.75 | 1,136,265.33 | 25.0309% |
| Town of Riverview | 928,575.83 | 39,297.62 | 1,070,281.61 | 22.8233% |
| Town of Spruce | 4,689.01 | 198.44 | 5,386.54 | 0.1255% |
| Village of Suring | 131,882.51 | 5,581.31 | 150,384.96 | 3.6075% |
| Total | 3,904,744.00 | 165,250.00 | 4,069,994.00 | 100.0000% |
| Mil Rate | 0.00645378 | 0.00027313 | 0.00672690 | |

History of Equalized Value, Tax Levies and Mil Rate

| Year | Valuation | Increase in Valuation | Tax Levy | Mil Rate |
|-----------|---------------|-----------------------|-------------|----------|
| 1998-1999 | \$251,901,083 | 11.41% | \$2,675,779 | 10.63 |
| 1999-2000 | \$286,896,200 | 13.89% | \$2,965,106 | 10.33 |
| 2000-2001 | \$333,194,949 | 16.14% | \$3,263,810 | 9.77 |
| 2001-2002 | \$366,445,121 | 9.84% | \$3,572,047 | 9.75 |
| 2002-2003 | \$422,648,916 | 15.33% | \$3,871,534 | 9.16 |
| 2003-2004 | \$476,575,331 | 13.03% | \$4,030,425 | 8.46 |
| 2004-2005 | \$492,699,936 | 3.38% | \$4,190,398 | 8.51 |
| 2005-2006 | \$519,231,695 | 5.35% | \$4,308,595 | 8.30 |
| 2006-2007 | \$570,082,101 | 9.79% | \$4,524,313 | 7.94 |
| 2007-2008 | \$610,491,443 | 7.09% | \$4,577,255 | 7.58 |
| 2008-2009 | \$628,264,131 | 2.91% | \$4,775,914 | 7.60 |
| 2009-2010 | \$630,146,694 | 0.30% | \$4,762,165 | 7.55 |
| 2010-2011 | \$635,403,829 | 0.83% | \$4,830,056 | 7.60 |
| 2011-2012 | \$625,216,799 | -1.60% | \$4,543,167 | 7.15 |
| 2012-2013 | \$610,589,928 | -2.34% | \$4,376,657 | 6.84 |
| 2013-2014 | \$605,032,387 | -0.91% | \$4,465,879 | 7.31 |
| 2014-2015 | \$605,032,387 | 0.00% | \$4,069,994 | 6.73 |

Summary Information

| Year | Revenue Limit | Change Over Prior Year | Percentage Change Over Prior Year | One Year Declining Enrollment Exemption |
|--------------|---------------|------------------------|-----------------------------------|---|
| 2000-01 | \$5,022,160 | +98,440 | 2.0% | \$127,507 |
| 2001-02 | \$5,036,274 | +14,114 | .28% | \$91,483 |
| 2002-03 | \$5,040,746 | +4,472 | .09% | \$173,476 |
| 2003-04 | \$4,974,548 | -66,198 | -1.31% | \$162,671 |
| 2004-05 | \$4,944,310 | -30,238 | -.61% | \$167,688 |
| 2005-06 | \$4,890,613 | -53,697 | -1.09% | \$78,459 |
| 2006-07 | \$4,918,081 | +27,468 | +.56% | \$107,695 |
| 2007-08 | \$4,951,954 | +33,873 | +.69% | \$120,103 |
| 2008-09 | \$4,993,579 | +41,625 | +.84% | \$161,728 |
| 2009-10 | \$4,920,627 | -72,952 | -1.46% | \$106,847 |
| 2010-11 | \$4,907,133 | -13,494 | -.27% | \$128,874 |
| 2011-12 | \$4,571,663 | -335,470 | -6.84% | \$206,100 |
| 2012-13 | \$4,390,198 | -181,465 | -3.97% | \$160,109 |
| 2013-14 | \$4,447,097 | +56,899 | 1.30% | \$227,836 |
| Est. 2014-15 | \$4,158,904 | -288,193 | -6.48% | \$114,818 |

| Year | Revenue Limit | State Aid Portion | % of Revenue Limit | Tax Levy Portion | % of Revenue Limit |
|--------------|---------------|-------------------|--------------------|------------------|--------------------|
| 2000-01 | 5,022,160 | 2,112,964 | 42.07% | 2,909,196 | 57.93% |
| 2001-02 | 5,036,274 | 1,804,759 | 35.84% | 3,231,515 | 64.16% |
| 2002-03 | 5,040,746 | 1,529,091 | 30.33% | 3,513,983 | 69.71% |
| 2003-04 | 4,974,548 | 1,300,563 | 26.14% | 3,673,985 | 73.86% |
| 2004-05 | 4,944,310 | 1,103,829 | 22.33% | 3,803,606 | 76.93% |
| 2005-06 | 4,890,613 | 937,548 | 19.17% | 4,308,596 | 88.10% |
| 2006-07 | 4,918,081 | 796,310 | 16.19% | 4,120,277 | 83.78% |
| 2007-08 | 4,951,954 | 676,195 | 13.66% | 4,274,325 | 86.32% |
| 2008-09 | 4,993,579 | 574,967 | 11.51% | 4,417,358 | 88.46% |
| 2009-10 | 4,920,627 | 487,886 | 9.92% | 4,431,632 | 90.06% |
| 2010-11 | 4,907,133 | 413,890 | 8.43% | 4,492,493 | 91.55% |
| 2011-12 | 4,571,663 | 372,459 | 8.15% | 4,197,938 | 91.83% |
| 2012-13 | 4,390,198 | 316,231 | 7.20% | 4,072,722 | 92.77% |
| 2013-14 | 4,447,097 | 268,602 | 6.04% | 4,152,329 | 93.37% |
| Est. 2014-15 | 4,158,904 | 228,112 | 5.48% | 3,905,575 | 93.91% |

| Enrollment Pk-12 | Students | Increase/Decrease | Three Year Average | Increase/Decrease | Equalized Value Per Student |
|------------------|----------|-------------------|--------------------|-------------------|-----------------------------|
| 2000-01 | 655 | -31 | 662 | -23 | \$508,694 |
| 2001-02 | 644 | -11 | 646 | -16 | \$569,014 |
| 2002-03 | 599 | -45 | 633 | -13 | \$705,591 |
| 2003-04 | 571 | -28 | 605 | -28 | \$834,632 |
| 2004-05 | 549 | -22 | 573 | -32 | \$897,449 |
| 2005-06 | 554 | +5 | 558 | -15 | \$937,241 |
| 2006-07 | 508 | -46 | 537 | -21 | \$1,122,208 |
| 2007-08 | 514 | +6 | 525 | -12 | \$1,187,726 |
| 2008-09 | 508 | -6 | 510 | -15 | \$1,236,740 |
| 2009-10 | 478 | -30 | 500 | -10 | \$1,318,298 |
| 2010-11 | 489 | +11 | 491 | -9 | \$1,299,394 |
| 2011-12 | 446 | -43 | 471 | -20 | \$1,401,831 |
| 2012-13 | 428 | -18 | 454 | -17 | \$1,426,611 |
| 2013-14 | 423 | -5 | 432 | -22 | \$1,430,336 |

| Open Enrollment -as of 3 rd Friday | 2000-01 | 2001-02 | 2002-03 | 2003-04 | 2004-05 | 2005-06 | 2006-07 | 2007-08 | 2008-09 | 2009-10 | 2010-11 | 2011-12 | 2012-13 | 2013-14 | Est. 2014 |
|--|---------|---------|---------|---------|---------|---------|---------|---------|---------|---------|---------|---------|---------|---------|-----------|
| Nonresident student attending Suring district | 10 | 12 | 13 | 11 | 16 | 20 | 24 | 29 | 29 | 28 | 24 | 24 | 26 | 24 | 26 |
| Suring District resident students attending a nonresident district | 5 | 3 | 7 | 11 | 16 | 18 | 19 | 22 | 20 | 23 | 30 | 33 | 40 | 41 | 39 |

ENROLLMENT PROJECTIONS

| Enrollments | Actual Third Friday September | | | | | | | | | | | | | | Projected |
|-------------|-------------------------------|-------|-------|-------|-------|-------|-------|-------|-------|-------|-------|-------|-------|-------|-----------|
| Year | 00-01 | 01-02 | 02-03 | 03-04 | 04-05 | 05-06 | 06-07 | 07-08 | 08-09 | 09-10 | 10-11 | 11-12 | 12-13 | 13-14 | 14-15 |
| Students | 655 | 644 | 599 | 571 | 549 | 554 | 508 | 514 | 508 | 478 | 489 | 446 | 428 | 423 | 411 |
| Change | | -11 | -45 | -28 | -22 | +5 | -46 | +6 | -6 | -30 | +11 | -43 | -18 | -5 | -12 |

ANNUAL MEETING
SURING PUBLIC SCHOOL DISTRICT
Monday, August 19, 2013
Suring School Library
7:00 P.M.

The Annual Meeting of the Suring Public School District was called to order by Board President Trepanier.

Pledge of Allegiance

Board Members present: Dennis Piepkorn, Eugene School, Jr., Wayne Sleeter, Mark Strehlow, Melissa Trepanier, Cheryl Ustianowski. Absent: Cathleen Lundgren.

Administration present: Robert Ray, Steve Huisman.

Visitors present: Janet Ray, Carol Andrews, Lowell Suring, Becky Dickson, Tamara Steffek, Leslie Steffek, Amy Gilbertson.

Motion by Wayne Sleeter, seconded by Dennis Piepkorn, to nominate Melissa Trepanier as Annual Meeting Chairman. Motion Carried.

Motion by Eugene School, seconded by Dennis Piepkorn, to close nominations. Motion Carried.

The public was asked if they would like to have the minutes of the 2012 Annual Meeting read. The public was satisfied with the printed minutes and did not need them read.

Robert Ray presented and explained the budget for the 2013-2014 school year. Mr. Ray offered his thanks to District Bookkeeper, Amy Gilbertson for her hard work in helping prepare the budget presentation.

Motion by Lowell Suring, Town of Maple Valley, seconded by Carol Andrews, Village of Suring, to accept the budget. Motion Carried.

Motion by Becky Dickson, Town of How, seconded by Janet Ray, Town of How to close the budget hearing. Motion Carried.

Motion by Becky Dickson, Town of How, seconded by Carol Andrews, Village of Suring, to approve the resolution: Be it resolved by the electors of the Suring Public School District, Oconto County, Wisconsin, the following yearly salaries be adopted for the members of the Board of Education for 2013-2014 as: President \$1950, Clerk \$1900, Treasurer \$1750, Members \$1750 per year. Motion Carried.

Motion by Leslie Steffek, Village of Suring, seconded by Lowell Suring, Town of Maple Valley, to approve the resolution: Be it resolved by the electors of the Suring Public School District, Oconto County, Wisconsin, to authorize the reimbursement to the state convention participants \$200 for four days or \$50 per day and to authorize reimbursement of expenses of Board Members when traveling outside of the district in the performance of duties. In addition, the mileage reimbursement at the federal rate will be paid to board members to attend regular and special board meetings. Motion Carried.

Motion by Tamara Steffek, Village of Suring, seconded by Janet Ray, Town of How, to approve the resolution: Be it resolved that electors of the Suring Public School District, Oconto County, Wisconsin, authorize the sale of any property, including equipment, belonging to and not needed by the said district for school purposes. Be it further resolved that the conduct of the sale of such property be determined by said Board of Education. Motion Carried.

Motion by Leslie Steffek, Village of Suring, seconded by Becky Dickson, Town of How, to approve the resolution: Be it resolved that the Board of Education of the Suring Public School District of Oconto County, Wisconsin, is directed to furnish hot lunches and milk to any and all students attending the Suring Public School and also to provide a breakfast program for students in grades Pk-12 at such places and times and such cost as shall be set by said School Board, and the School Board is hereby authorized to pay any deficiency which may result from said lunch and breakfast program. Motion Carried.

Motion by Lowell Suring, Town of Maple Valley, seconded by Leslie Steffek, Village of Suring, to approve the resolution: Be it resolved that there shall be levied upon the taxable property of the Suring Public School District, Oconto County, Wisconsin, for the purpose of defraying the cost for the 2013-14 school year, the sum of \$4,161,479 for the operation and maintenance of Fund 10 and the sum of \$304,400 Fund 39 Referendum Debt Service. Motion Carried.

Motion by Leslie Steffek, Village of Suring, seconded by Becky Dickson, Town of How, to set the date and time of the 2014 Annual Meeting on Monday, August 18, 2014 at 7:00 pm. Motion Carried.

There was no other school business as authorized under Chapter 120.10 of the Wisconsin Statutes, "Powers of the Annual District Meeting" to discuss.

Motion by Carol Andrews, Village of Suring, seconded by Tamara Steffek, Village of Suring, to approve the minutes of the Annual Meeting. Motion Carried.

Motion by Leslie Steffek, Village of Suring, seconded by Becky Dickson, Town of How, to adjourn the Annual Meeting. Motion Carried.

Cheryl Ustianowski, Clerk

Time 7:30 P.M.



VILLAGE OF SURING

| Age | -1 | 1 | 2 | 3 | 4 | 5 | 6 | 7 | 8 | 9 | 10 | 11 | 12 | 13 | 14 | 15 | 16 | 17 | 18 | 19 | 20 |
|-----|----|---|---|---|---|---|---|---|---|---|----|----|----|----|----|----|----|----|----|----|----|
| No. | 2 | 4 | 5 | 7 | 2 | 5 | 3 | 6 | 5 | 6 | 10 | 5 | 8 | 6 | 7 | 3 | 5 | 5 | 3 | 8 | 4 |

109

BAGLEY

| Age | -1 | 1 | 2 | 3 | 4 | 5 | 6 | 7 | 8 | 9 | 10 | 11 | 12 | 13 | 14 | 15 | 16 | 17 | 18 | 19 | 20 |
|-----|----|---|---|---|---|---|---|---|---|---|----|----|----|----|----|----|----|----|----|----|----|
| No. | 0 | 0 | 1 | 0 | 1 | 5 | 2 | 2 | 2 | 1 | 3 | 1 | 3 | 3 | 3 | 4 | 7 | 3 | 7 | 1 | 1 |

50

BREED

| Age | -1 | 1 | 2 | 3 | 4 | 5 | 6 | 7 | 8 | 9 | 10 | 11 | 12 | 13 | 14 | 15 | 16 | 17 | 18 | 19 | 20 |
|-----|----|---|---|---|---|---|---|---|----|----|----|----|----|----|----|----|----|----|----|----|----|
| No. | 0 | 0 | 4 | 4 | 7 | 6 | 7 | 3 | 11 | 12 | 7 | 5 | 2 | 2 | 8 | 7 | 5 | 9 | 4 | 5 | 8 |

116

DOTY

| Age | -1 | 1 | 2 | 3 | 4 | 5 | 6 | 7 | 8 | 9 | 10 | 11 | 12 | 13 | 14 | 15 | 16 | 17 | 18 | 19 | 20 |
|-----|----|---|---|---|---|---|---|---|---|---|----|----|----|----|----|----|----|----|----|----|----|
| No. | 0 | 0 | 0 | 0 | 0 | 1 | 1 | 2 | 2 | 0 | 2 | 0 | 1 | 0 | 2 | 1 | 1 | 1 | 0 | 1 | 2 |

17

HOW

| Age | -1 | 1 | 2 | 3 | 4 | 5 | 6 | 7 | 8 | 9 | 10 | 11 | 12 | 13 | 14 | 15 | 16 | 17 | 18 | 19 | 20 |
|-----|----|---|---|---|---|---|----|---|---|---|----|----|----|----|----|----|----|----|----|----|----|
| No. | 2 | 4 | 1 | 6 | 4 | 4 | 10 | 7 | 7 | 6 | 7 | 6 | 5 | 5 | 7 | 4 | 7 | 8 | 7 | 6 | 6 |

119

MAPLE VALLEY

| Age | -1 | 1 | 2 | 3 | 4 | 5 | 6 | 7 | 8 | 9 | 10 | 11 | 12 | 13 | 14 | 15 | 16 | 17 | 18 | 19 | 20 |
|-----|----|---|---|---|---|---|---|---|---|---|----|----|----|----|----|----|----|----|----|----|----|
| No. | 1 | 2 | 3 | 2 | 4 | 6 | 2 | 5 | 6 | 3 | 7 | 6 | 4 | 5 | 4 | 3 | 7 | 5 | 4 | 5 | 2 |

86

MOUNTAIN

| Age | -1 | 1 | 2 | 3 | 4 | 5 | 6 | 7 | 8 | 9 | 10 | 11 | 12 | 13 | 14 | 15 | 16 | 17 | 18 | 19 | 20 |
|-----|----|---|---|---|---|---|----|---|---|---|----|----|----|----|----|----|----|----|----|----|----|
| No. | 4 | 1 | 3 | 5 | 3 | 5 | 10 | 8 | 8 | 3 | 6 | 3 | 7 | 9 | 2 | 6 | 6 | 7 | 7 | 7 | 5 |

115

RIVERVIEW

| Age | -1 | 1 | 2 | 3 | 4 | 5 | 6 | 7 | 8 | 9 | 10 | 11 | 12 | 13 | 14 | 15 | 16 | 17 | 18 | 19 | 20 |
|-----|----|---|---|---|---|---|---|---|---|---|----|----|----|----|----|----|----|----|----|----|----|
| No. | 0 | 2 | 2 | 0 | 1 | 3 | 0 | 2 | 0 | 3 | 2 | 1 | 2 | 2 | 0 | 4 | 3 | 1 | 2 | 4 | 1 |

35

SPRUCE

| Age | -1 | 1 | 2 | 3 | 4 | 5 | 6 | 7 | 8 | 9 | 10 | 11 | 12 | 13 | 14 | 15 | 16 | 17 | 18 | 19 | 20 |
|-----|----|---|---|---|---|---|---|---|---|---|----|----|----|----|----|----|----|----|----|----|----|
| No. | 0 | 0 | 0 | 0 | 0 | 0 | 0 | 0 | 0 | 0 | 0 | 0 | 0 | 0 | 0 | 0 | 0 | 0 | 0 | 0 | 0 |

0

TOTALS

| Age | -1 | 1 | 2 | 3 | 4 | 5 | 6 | 7 | 8 | 9 | 10 | 11 | 12 | 13 | 14 | 15 | 16 | 17 | 18 | 19 | 20 |
|-----|----|----|----|----|----|----|----|----|----|----|----|----|----|----|----|----|----|----|----|----|----|
| No. | 9 | 13 | 19 | 24 | 22 | 35 | 35 | 35 | 41 | 34 | 44 | 27 | 32 | 32 | 33 | 32 | 41 | 39 | 34 | 37 | 29 |

School Census 6/30/14 – 647

Previous Census Numbers Included Ages (-1) through 19 – Starting in 2012 Census Numbers Include Age 20.

| | | | |
|-----------------------------|-----------------------------|-----------------------------|-----------------------------|
| School Census 6/30/07 - 760 | School Census 6/30/09 - 735 | School Census 6/30/11 - 678 | School Census 6/30/13 - 659 |
| School Census 6/30/06 - 759 | School Census 6/30/08 - 750 | School Census 6/30/10 - 702 | School Census 6/30/12 - 662 |

**Suring Public School District
Actual Enrollments**

Actual Third Friday September, 2004

| | | | | | | | | | | | | | | | | | | | | | | | | |
|---------|----|----|----|----|----|----|----|-------|----|----|----|-------|----|----|----|----|-------|-----|---------------|------------|------------------------------|-----------|------|-------------------|
| 2004-05 | EC | K | 1 | 2 | 3 | 4 | 5 | Total | 6 | 7 | 8 | Total | 9 | 10 | 11 | 12 | Total | ROE | SpEd- Gill | Alt. HS | Total 3 rd Fri | Pre Yr | NROE | Build. Enroll. |
| | 7 | 28 | 26 | 27 | 31 | 41 | 33 | 193 | 41 | 45 | 46 | 132 | 51 | 57 | 50 | 46 | 204 | 16 | 4 | - | 549 | -22 | 16 | 545 |
| Total | | | | | | | | | | | | | | | | | | | | | | | | |

Actual Third Friday September, 2005

| | | | | | | | | | | | | | | | | | | | | | | | | |
|---------|---------------|----|----|----|----|----|----|-------|----|----|----|-------|----|----|----|----|-------|-----|---------------|------------|------------------------------|-----------|------|-------------------|
| 2005-06 | EC & EC SP | K | 1 | 2 | 3 | 4 | 5 | Total | 6 | 7 | 8 | Total | 9 | 10 | 11 | 12 | Total | ROE | SpEd- Gill | Alt. HS | Total 3 rd Fri | Pre Yr | NROE | Build. Enroll. |
| | 11 | 28 | 32 | 25 | 28 | 32 | 42 | 198 | 37 | 41 | 43 | 121 | 53 | 56 | 57 | 48 | 214 | 18 | 3 | - | 554 | +5 | 20 | 553 |
| Total | | | | | | | | | | | | | | | | | | | | | | | | |

Actual Third Friday September, 2006

| | | | | | | | | | | | | | | | | | | | | | | | | |
|---------|---------------|----|----|----|----|----|----|-------|----|----|----|-------|----|----|----|----|-------|-----|---------------|------------|------------------------------|-----------|------|-------------------|
| 2006-07 | EC & EC SP | K | 1 | 2 | 3 | 4 | 5 | Total | 6 | 7 | 8 | Total | 9 | 10 | 11 | 12 | Total | ROE | SpEd- Gill | Alt. HS | Total 3 rd Fri | Pre Yr | NROE | Build. Enroll. |
| | 11 | 23 | 28 | 26 | 22 | 26 | 32 | 168 | 45 | 38 | 40 | 123 | 44 | 51 | 49 | 53 | 197 | 19 | 1 | - | 508 | -46 | 24 | 512 |
| Total | | | | | | | | | | | | | | | | | | | | | | | | |

Actual Third Friday September, 2007

| | | | | | | | | | | | | | | | | | | | | | | | | |
|---------|-------------------|----|----|----|----|----|----|-------|----|----|----|-------|----|----|----|----|-------|-----|---------------|------------|------------------------------|-----------|------|-------------------|
| 2007-08 | EC SP, EC & 4K | K | 1 | 2 | 3 | 4 | 5 | Total | 6 | 7 | 8 | Total | 9 | 10 | 11 | 12 | Total | ROE | SpEd- Gill | Alt. HS | Total 3 rd Fri | Pre Yr | NROE | Build. Enroll. |
| | 30 | 25 | 25 | 28 | 27 | 27 | 25 | 187 | 35 | 47 | 40 | 122 | 46 | 43 | 48 | 45 | 182 | 22 | 1 | - | 514 | +6 | 29 | 520 |
| Total | | | | | | | | | | | | | | | | | | | | | | | | |

Actual Third Friday September, 2008

| | | | | | | | | | | | | | | | | | | | | | | | | |
|---------|---------|----|----|----|----|----|----|-------|----|----|----|-------|----|----|----|----|-------|-----|---------------|------------|------------------------------|-----------|------|-------------------|
| 2008-09 | EC & 4K | K | 1 | 2 | 3 | 4 | 5 | Total | 6 | 7 | 8 | Total | 9 | 10 | 11 | 12 | Total | ROE | SpEd- Gill | Alt. HS | Total 3 rd Fri | Pre Yr | NROE | Build. Enroll. |
| | 28 | 30 | 26 | 26 | 27 | 28 | 26 | 191 | 25 | 37 | 44 | 106 | 41 | 54 | 46 | 49 | 190 | 20 | 1 | - | 508 | -6 | 29 | 516 |
| Total | | | | | | | | | | | | | | | | | | | | | | | | |

Actual Third Friday September, 2009

| | | | | | | | | | | | | | | | | | | | | | | | | |
|---------|---------|----|----|----|----|----|----|-------|----|----|----|-------|----|----|----|----|-------|-----|---------------|------------|------------------------------|-----------|------|-------------------|
| 2009-10 | EC & 4K | K | 1 | 2 | 3 | 4 | 5 | Total | 6 | 7 | 8 | Total | 9 | 10 | 11 | 12 | Total | ROE | SpEd- Gill | Alt. HS | Total 3 rd Fri | Pre Yr | NROE | Build. Enroll. |
| | 22 | 32 | 30 | 26 | 24 | 29 | 30 | 193 | 29 | 26 | 31 | 86 | 44 | 38 | 50 | 44 | 176 | 23 | - | - | 478 | -30 | 28 | 483 |
| Total | | | | | | | | | | | | | | | | | | | | | | | | |

Actual Third Friday September, 2010

| | | | | | | | | | | | | | | | | | | | | | | | | |
|---------|---------|----|----|----|----|----|----|-------|----|----|----|-------|----|----|----|----|-------|-----|---------------|------------|------------------------------|-----------|------|-------------------|
| 2010-11 | EC & 4K | K | 1 | 2 | 3 | 4 | 5 | Total | 6 | 7 | 8 | Total | 9 | 10 | 11 | 12 | Total | ROE | SpEd- Gill | Alt. HS | Total 3 rd Fri | Pre Yr | NROE | Build. Enroll. |
| | 25 | 26 | 32 | 31 | 25 | 23 | 30 | 192 | 30 | 28 | 31 | 89 | 39 | 45 | 40 | 54 | 178 | 30 | - | - | 489 | +11 | 24 | 483 |
| Total | | | | | | | | | | | | | | | | | | | | | | | | |

Actual Third Friday September, 2011

| | | | | | | | | | | | | | | | | | | | | | | | | |
|---------|---------|----|----|----|----|----|----|-------|----|----|----|-------|----|----|----|----|-------|-----|---------------|------------|------------------------------|-----------|------|-------------------|
| 2011-12 | EC & 4K | K | 1 | 2 | 3 | 4 | 5 | Total | 6 | 7 | 8 | Total | 9 | 10 | 11 | 12 | Total | ROE | SpEd- Gill | Alt. HS | Total 3 rd Fri | Pre Yr | NROE | Build. Enroll. |
| | 3 & 27 | 25 | 28 | 31 | 31 | 22 | 23 | 190 | 27 | 31 | 25 | 83 | 35 | 34 | 36 | 34 | 139 | 33 | - | 1 | 446 | -43 | 24 | 436 |
| Total | | | | | | | | | | | | | | | | | | | | | | | | |

Actual Third Friday September, 2012

| | | | | | | | | | | | | | | | | | | | | | | | | |
|---------|---------|----|----|----|----|----|----|-------|----|----|----|-------|----|----|----|----|-------|-----|---------------|------------|------------------------------|-----------|------|-------------------|
| 2012-13 | EC & 4K | K | 1 | 2 | 3 | 4 | 5 | Total | 6 | 7 | 8 | Total | 9 | 10 | 11 | 12 | Total | ROE | SpEd- Gill | Alt. HS | Total 3 rd Fri | Pre Yr | NROE | Build. Enroll. |
| | 1 & 25 | 29 | 26 | 26 | 26 | 28 | 23 | 184 | 24 | 23 | 30 | 77 | 26 | 27 | 33 | 41 | 127 | 40 | - | - | 428 | -18 | 26 | 414 |
| Total | | | | | | | | | | | | | | | | | | | | | | | | |

Actual Third Friday September, 2013

| | | | | | | | | | | | | | | | | | | | | | | | | |
|---------|---------|----|----|----|----|----|----|-------|----|----|----|-------|----|----|----|----|-------|-----|---------------|------------|------------------------------|-----------|------|-------------------|
| 2013-14 | EC & 4K | K | 1 | 2 | 3 | 4 | 5 | Total | 6 | 7 | 8 | Total | 9 | 10 | 11 | 12 | Total | ROE | SpEd- Gill | Alt. HS | Total 3 rd Fri | Pre Yr | NROE | Build. Enroll. |
| | 4 & 25 | 25 | 29 | 26 | 29 | 27 | 25 | 190 | 25 | 24 | 25 | 74 | 30 | 27 | 26 | 35 | 118 | 41 | - | - | 423 | -5 | 24 | 406 |
| Total | | | | | | | | | | | | | | | | | | | | | | | | |

Projected Third Friday September, 2014

| | | | | | | | | | | | | | | | | | | | | | | | | |
|---------|---------|----|----|----|----|----|----|-------|----|----|----|-------|----|----|----|----|-------|-----|---------------|------------|------------------------------|-----------|------|-------------------|
| 2014-15 | EC & 4K | K | 1 | 2 | 3 | 4 | 5 | Total | 6 | 7 | 8 | Total | 9 | 10 | 11 | 12 | Total | ROE | SpEd- Gill | Alt. HS | Total 3 rd Fri | Pre Yr | NROE | Build. Enroll. |
| | 1+16 | 31 | 23 | 28 | 26 | 27 | 27 | 179 | 27 | 26 | 28 | 81 | 26 | 31 | 29 | 26 | 112 | 39 | - | - | 411 | -12 | 26 | 398 |
| Total | | | | | | | | | | | | | | | | | | | | | | | | |

**SURING PUBLIC SCHOOL DISTRICT 2014-2015
ADMINISTRATION, INSTRUCTIONAL STAFF, SUPPORT STAFF**

Administration

Casper, Kelly-Superintendent
Huisman, Steven-Principal
Kasten, Amy-Director of Guidance & Curriculum

Instructional Staff

Andrews, Carol-Family & Consumer Ed, 12Ad
Breed, Charles Breed-Grade 5
Breed, Jennifer-Kindergarten
Buettner, Vicki-Gov, History, Co-St C Ad, 9Ad, NHS Ad
Buhrandt, Tammy-Kindergarten
Cahoon-Draus, Laurie-Librarian
Carlson, Micki-Elem Music
Delzer, Kristin-History
Dickson, Becky-Business Education, FBLA Ad, YB Ad, Ath Coach
Dickson, Robin-English/Mathematics
Finger, Lauren-Grade 2
Garrigan, Terry-Grade 4, Athletic Coach
Gerndt, Heidi-Phy Ed, Health, "S" ClubAd, Co-St Council Ad, Ath Coach
Goerlinger, Karen-Biology, Science, 10Ad, Athletic Coach
Jahnke, Erin-Guidance Counselor, PBIS Student Ad
Johnson, Ashley-Agriculture, 21st Century Grant Teacher, FFA Ad
Keeffe, James-Mathematics, 10Ad, Athletic Coach
Kruschke, Tonia-Title I, Reading Specialist Athletic Coach
Lechleitner, Gregory-Indust Arts, 9Ad, "S" Ad, Prom Ad, Ath Coa, Ath Dir
Lojpersberger, Joe-Phy Ed, Health
Lojpersberger, Laura-English
McGinitty, Kim-Art
Miles, Debra-Grade 3
Quigley, John-Instrumental & Vocal Music, 11Ad
Runge, Kathy-Grade 1
Schroeder, Robert-Grade 2, Athletic Coach
Steffeck, Tamara-Business Education, 12Ad
Stegeman, Nancy-Grade 1, Athletic Coach
Stocki, Stacy-English
Szwet, Mitchell-Grade 4/5, Athletic Coach
Taylor, Mitchell-Grade 3, Athletic Coach
Trader, Kristen-German, English, Hi-Q Ad, Acad Bowl Ad
Wagner, Shaun-Science, Chem, Physics, 11Ad, Prom Ad, Ath Coach
TBA, Mathematics

CESA 8 Staff Serving the District

Brulla, Paul-Psychologist
Doherty, Andrew-Learning Disabilities
Elbe, Marilyn-Aide Early Childhood, 4K
Kapalczynski, Georgi-Secondary Multi-Categorical/CD
Mahoney, Karen-Early Childhood, 4K
Meydam, Janet-Occupational Therapy
Moyle, David-Visually Impaired/Orientation Mobility
Neitzer, Emily-Cognitive Disabilities
Plummer, Sandy-Physical Therapist
Schumacher, Lynne-JrH Multi-Categorical
Valley, Megan-Occupational Therapy Assistant
Williams, Amy-Elementary Multi-Categorical
TBA, PT Director of Special Education/PST
TBA, Speech Therapy

Support Staff

Aides -----Special Education/Title I - Barbara Gerndt
Special Education - Robin Lincks
Special Education - Teri Gardebrecht
Special Education - Stacey Krieck
TBA Aide
TBA Aide
Clerical -----District Secretary - Sharon Jansen
District Bookkeeper - Amy Hermesen
Elementary Secretary - Amy Regal
High School Secretary - Melissa Hischke
Maintenance and Custodial -----Gregory Jaeger, S
Karen Christensen
Cindy Steffeck
Mike Druckrey
School Lunch Personnel ----- Cindy Scheunemann, S
Donna Winkler
Gloria Buchholz
TBA Cook
Technology -----Laura Fisher

Community Coaching Staff

Jack Ehlinger, Sierra Heikkila, Ron Kalous, Tim Reed, Nick School, Scott VanBellinger, Monica Wagner, Jodi Wanish

**SURING PUBLIC SCHOOL DISTRICT
CALENDAR - 2014-2015 SCHOOL YEAR**

AUG.

- 4 Athletic Parent Meeting – Lg Gym – 6:00pm
- 14-17 Oconto County Youth Fair
- 18 Annual Meeting – 7:00pm
- 25 New Teacher Orientation
- 26-28 Teacher Work/Inservice
- 27 Back to School Night – 4:00-6:00pm

SEPT.

- 1 Labor Day – No School
- 2 Classes Begin
- 15 Fall Picture Day
- 17 ASVAB Test Date – Juniors – 8:00am
- 22-26 Homecoming Week
- 24 M & O Kickoff Banquet – 6:00pm
- 25 Wisconsin Education Fair – Jrs/Srs – St. Norbert
- 30 FBLA Fall Leadership Lab – Appleton

OCT.

- 1 Early Release (1:14pm)/Staff Development Day
- 1 Parent/Teacher Conferences – 3:45-7:15pm
- 1 Book Fair – 3:45-7:15pm
- 15 PSAT Test Date – Juniors – 8:00am
- 20 Fall Concert – JH & HS Band & Choir – 7:00pm
- 10/29-11/1 FFA National Convention
- 31 End of 1st Quarter

NOV.

- 2 Craft Bazaar Sponsored by Junior High Student Council
- 4 Fall Election Day
- 14-15 FBLA – NFLC Conference – Minneapolis, MN
- 24 Teacher Work/Inservice
- 25-26 Fall Break – No School
- 27 Thanksgiving Day – No School
- 28 Vacation – No School
- TBA Fall Sports Recognition Night

DEC.

- 1 Classes Resume
- 10 Early Release (1:14pm)/Staff Development Day
- 10 Parent/Teacher Conferences – 3:45-7:15pm
- 16 Collage Concert - JrH & HS Band & Choir – 7:00pm
- 19 Elementary Christmas Concert – 1:00pm
- 23 Last Day of Classes before Christmas Vacation
- 12/24-1/2 Christmas Vacation – No School
- 25 Christmas Day

JAN.

- 1 New Year's Day
- 5 Classes Resume
- 21 Semester Exams
- 22 Semester Exams – End of 1st Semester
- 23 Teacher Work/Inservice – No School
- 26 Beginning of 2nd Semester

FEB.

- 7 FBLA Region III Leadership Conference – Two Rivers
- 11 Early Release (1:14pm)/Staff Development Day
- 16-20 FFA Week
- 25 Parent/Teacher Conferences – 3:45-7:15pm

MAR.

- 2 Solo & Ensemble Preview Concert for District – 6:00pm
- 16 M & O Academic Bowl
- 25 4K Registration
- 27 End of 3rd Quarter
- 28 District – Solo & Ensemble – JrH & HS – Crivitz
- 30-4/3 Spring Break/EV – No School (Possible Snow Make-Up Days)

APR.

- 6 Classes Resume
- 6 M & O Honors Banquet
- 7 Spring Election Day
- 13-14 FBLA State Conference – LaCrosse
- Tent.13 Conservation Hearing – Suring Cafeteria – 6:00pm
- 15 Early Release (1:14 pm)/Staff Development Day
- 18 Prom – 8:00-12:00 midnight
- Tent.20 Lions Honors Banquet
- 26-27 Junior High State Student Council Convention
- 28 Junior High Large Group Festival – Gillett – 1:00-7:00pm
- 29 Parent/Teacher Conferences – 3:45-7:15pm
- 30 Reality Store
- 30 Solo & Ensemble Preview Concert for State – 1:30pm
- TBA Winter Sports Recognition Night

MAY

- 2 State – Solo & Ensemble – UWGB – 8:00-4:00pm
- 3 FBLA Banquet – Cafeteria – 6pm
- 5 High School Large Group Festival – Gillett – 1:00-7:00pm
- 14 High School Awards Night – 7:00pm
- Tent 16 FFA Banquet
- 18 Spring HS Band/Choir Concert – 7:00pm
- 22 Elementary Spring Concert – 1:00pm
- 25 Memorial Day – No School
- 27 Senior Final Exams
- 28 Senior Final Exams – Senior Last Day
- 29 Senior Graduation Rehearsal
- 30 Commencement – 1:00pm

JUNE

- 2 Spring JrH Band/Choir Concert & JrH Awards Night – 7:00pm
- 5 Final Exams
- 8 Elementary Awards Program – 8:30am
- 8 Final Exams – Last Day of Classes
- 9 Teacher Work/Inservices
- 15-18 FFA State Convention
- 29-7/2 FBLA National Conference – Chicago, Ill

**SURING PUBLIC SCHOOL DISTRICT
SPORTS SCHEDULE (Subject to Change)
2014-2015**

| DAY | DATE | SPORT | OPPONENT | TIME | PLACE | SQUAD |
|--------------------|----------------|--------------|--------------------------------|-------------|--------------|---------------------|
| Fri., | Aug. 22 | FB | Laona/Wabeno | 7:00 | Laona/Wabeno | Var. |
| Mon., | Aug. 25 | FB | Laona/Wabeno | 5:30 | Laona/Wabeno | J.V. |
| Tues., | Aug. 26 | VB | Scrimmage | 4:00 | Gillett | Var./J.V. |
| Thurs., | Aug. 28 | VB | Suring/Crivitz/Coleman/Gillett | 4:30 | Crivitz | F. |
| Thurs., | Aug. 28 | VB | Suring/Lena/Peshtigo | 5:00 | Suring | Var./J.V. |
| Thur., | Aug. 28 | FB | Crandon | 7:00 | Suring | Var. |
| | | | | | | |
| Tues., | Sept. 2 | VB | Lena | 5:00 | Suring | Jr.H. |
| Tues., | Sept. 2 | FB | Crivitz | 5:30 | Crivitz | J.V. |
| Tues., | Sept. 2 | VB | Bonduel Invite | 5:00 | Bonduel | Var. |
| Thurs., | Sept. 4 | FB | Crivitz | 5:30 | Crivitz | Jr.H. |
| Thurs., | Sept. 4 | VB | Coleman | 5:30 | Suring | Var./J.V./F. |
| Fri., | Sept. 5 | FB | Florence | 7:00 | Suring | Var. |
| Mon., | Sept. 8 | FB | Florence | 5:30 | Suring | J.V. |
| Tues., | Sept. 9 | VB | Coleman | 5:30 | Suring | Jr.H. |
| Tues., | Sept. 9 | FB | Wausaukee | 5:30 | Wausaukee | Jr.H. |
| Thurs., | Sept. 11 | VB | Gillett | 5:00 | Suring | Jr.H. |
| Thurs., | Sept. 11 | VB | Suring/Crivitz/Wausaukee | 4:30 | Wausaukee | F. |
| Thurs., | Sept. 11 | VB | Suring/Niagara/STAA | 5:00 | STAA | Var./J.V. |
| Sat., | Sept. 13 | VB | Gillett Frosh Invite | 8:00 | Gillett | F. |
| Sat., | Sept. 13 | FB | WhiteLake/Elcho | 1:00 | Elcho | Var. |
| Mon., | Sept. 15 | FB | Gillett | 5:30 | Suring | J.V. |
| Tues., | Sept. 16 | VB | Peshtigo | 5:00 | Peshtigo | Jr.H. |
| Tues., | Sept. 16 | VB | Crivitz | 5:30 | Crivitz | Var./J.V./F. |
| Thurs., | Sept. 18 | FB | White Lake | 5:30 | Suring | Jr.H. |
| Thurs., | Sept. 18 | VB | Gillett | 5:30 | Suring | Var./J.V. |
| Fri., | Sept. 19 | FB | Peshtigo | 7:00 | Peshtigo | Var. |
| Sat., | Sept. 20 | VB | Suring Invite | 9:00 | Suring | Var. |
| Mon., | Sept. 22 | VB | Oconto | 5:00 | Suring | Jr.H. |
| Mon., | Sept. 22 | FB | Peshtigo | 5:30 | Florence | J.V. |
| Tues., | Sept. 23 | VB | Wausaukee | 5:00 | Suring | Jr.H. |
| Tues., | Sept. 23 | FB | Peshtigo | 5:30 | Peshtigo | Jr.H. |
| Tues., | Sept. 23 | VB | Niagara | 5:30 | Niagara | Var./J.V./F. |
| Fri., | Sept. 26 | FB | Wausaukee | 7:00 | Suring | Var. |
| Mon., | Sept. 29 | VB | Lena | 5:00 | Lena | Jr.H. |
| Mon., | Sept. 29 | FB | Wausaukee | 5:30 | Suring | J.V. |
| Tues., | Sept. 30 | FB | Wausaukee | 5:30 | Suring | Jr.H. |
| Tues., | Sept. 30 | VB | Lena | 5:30 | Suring | Var./J.V./F. |
| | | | | | | |
| Thurs., | Oct. 2 | VB | Suring/Peshtigo/Coleman | 5:00 | Suring | F. |
| Thurs., | Oct. 2 | VB | Suring/Wausaukee/Gillett | 5:00 | Wausaukee | Var./J.V. |
| Fri., | Oct. 3 | FB | Coleman | 7:00 | Suring | Var. |
| Mon., | Oct. 6 | FB | Coleman | 5:30 | Suring | J.V. |
| Tues., | Oct. 7 | VB | Crivitz | 5:00 | Crivitz | Jr.H. |
| Tues., | Oct. 7 | FB | Coleman | 5:30 | Suring | Jr.H. |
| Tues., | Oct. 7 | VB | Peshtigo | 5:30 | Peshtigo | Var./J.V./F. |
| Thurs., | Oct. 9 | VB | STAA | 5:30 | Suring | Var./J.V./F. |
| Fri., | Oct. 10 | FB | Gillett | 7:00 | Gillett | Var. |
| Sat., | Oct. 11 | VB | 8 th Gr. Tourney | 8:00 | Crivitz | 8 th Gr. |
| Mon., | Oct. 13 | FB | Gillett | 5:30 | Gillett | J.V. |
| Tues., | Oct. 14 | VB | Gillett | 5:00 | Gillett | Jr.H. |
| Tues., | Oct. 14 | FB | Gillett | 5:30 | Gillett | Jr.H. |
| Tues., | Oct. 14 | VB | Wausaukee | 5:30 | Wausaukee | Var./J.V./F. |
| Thurs., | Oct. 16 | VB | Oconto | 5:00 | Oconto | Jr.H. |
| Thurs., | Oct. 16 | VB | Suring/Gillett/Lena | 5:00 | Lena | F. |
| Thurs., | Oct. 16 | VB | Suring/Coleman/Crivitz | 5:00 | Suring | Var./J.V. |
| Fri., | Oct. 17 | FB | Crivitz | 7:00 | Crivitz | Var. |
| Tues./Thurs./Sat., | Oct. 21,23,25 | VB | Regionals | TBA | TBA | Var. |
| Fri./Sat., | Oct. 24,25 | FB | Level I Playoffs | TBA | TBA | Var. |
| Thurs./Sat., | Oct. 30,Nov. 1 | VB | Sectionals | TBA | TBA | Var. |
| Fri./Sat., | Oct. 31,Nov. 1 | FB | Level II Playoffs | TBA | TBA | Var. |
| | | | | | | |
| Thurs., | Nov. 6 | BBB | Lena | 5:00 | Suring | Jr.H. |
| Thurs./Fri./Sat., | Nov. 6,7,8 | VB | State | TBA | Green Bay | Var. |
| Fri./Sat., | Nov. 7,8 | FB | Level III Playoffs | TBA | TBA | Var. |

| | | | | | | |
|--------------|------------|-----|-----------------------------|-------|----------------|-----------|
| Tues., | Nov. 11 | BBB | Crivitz | 5:30 | Crivitz | Jr.H. |
| Thurs., | Nov. 13 | BBB | Gillett | 5:00 | Gillett | Jr.H. |
| Fri./Sat., | Nov. 14,15 | FB | Level IV Playoffs | TBA | TBA | Var. |
| Tues., | Nov. 18 | BBB | Peshtigo | 5:00 | Peshtigo | Jr.H. |
| Tues., | Nov. 18 | GBB | Wabeno/Laona | 5:45 | Suring | Var./J.V. |
| Thurs., | Nov. 20 | BBB | Oconto | 6:00 | Suring | Jr.H. |
| Thurs., | Nov. 20 | GBB | Rosholt | 5:45 | Rosholt | Var./J.V. |
| Thurs./Fri., | Nov. 20,21 | FB | State Playoffs | TBA | TBA | Var. |
| Tues., | Nov. 25 | BBB | Laona/Wabeno | 5:45 | Suring | Var./J.V. |
| Mon., | Dec. 1 | BBB | Wausaukee | 5:30 | Suring | Jr.H. |
| Tues., | Dec. 2 | GBB | Gillett | 5:45 | Gillett | Var./J.V. |
| Tues., | Dec. 2 | WR | Bon/Col/WittBirn | 5:00 | Bonduel | Var./J.V. |
| Thurs., | Dec. 4 | BBB | Lena | 5:30 | Lena | Jr.H. |
| Fri., | Dec. 5 | GBB | Peshtigo | 5:45 | Peshtigo | Var./J.V. |
| Fri., | Dec. 5 | BBB | Oconto Falls | 5:45 | Oconto Falls | Var./J.V. |
| Sat., | Dec. 6 | WR | Little Chute | 10:00 | Little Chute | Var./J.V. |
| Mon., | Dec. 8 | GBB | Niagara | 5:45 | Suring | Var./J.V. |
| Tues., | Dec. 9 | BBB | Coleman | 5:30 | Suring | Jr.H. |
| Tues., | Dec. 9 | GBB | White Lake | 6:00 | White Lake | Var./J.V. |
| Tues., | Dec. 9 | BBB | Gillett | 5:45 | Gillett | Var./J.V. |
| Thurs., | Dec. 11 | GBB | Wausaukee | 5:45 | Wausaukee | Var./J.V. |
| Thurs., | Dec. 11 | WR | Southern Door | 7:00 | Suring | Var./J.V. |
| Fri., | Dec. 12 | BBB | Peshtigo | 5:45 | Suring | Var./J.V. |
| Sat., | Dec. 13 | BBB | 8 th Gr. Tourney | 8:00 | Wausaukee | Jr.H. |
| Mon., | Dec. 15 | BBB | Gillett | 4:00 | Suring | Jr.H. |
| Mon., | Dec. 15 | BBB | Niagara | 5:45 | Niagara | Var./J.V. |
| Mon., | Dec. 15 | GBB | Crivitz | 5:45 | Suring | Var./J.V. |
| Thurs., | Dec. 18 | BBB | Oconto | 5:00 | Oconto | Jr.H. |
| Thurs., | Dec. 18 | BBB | Wausaukee | 5:45 | Suring | Var./J.V. |
| Fri., | Dec. 19 | GBB | STAA | 5:45 | STAA | Var./J.V. |
| Fri., | Dec. 19 | WR | Oconto | 7:00 | Gillett/Suring | Var./J.V. |
| Sat., | Dec. 20 | WR | Kewaunee Invite | 9:00 | Kewaunee | Var./J.V. |
| Tues., | Dec. 23 | BBB | Crivitz | 5:45 | Crivitz | Var./J.V. |
| Mon./Tues., | Dec. 29,30 | WR | Oshkosh Tourney | TBA | Oshkosh | Var./J.V. |
| Fri., | Jan. 2 | GBB | Bonduel | 5:45 | Suring | Var./J.V. |
| Fri., | Jan. 2 | BBB | Bonduel | 5:45 | Suring | Var./J.V. |
| Mon., | Jan. 5 | BBB | STAA | 5:45 | Suring | Var./J.V. |
| Thurs., | Jan. 8 | GBB | Lena | 5:45 | Suring | Var./J.V. |
| Thurs., | Jan. 8 | WR | Lena/STAA | 7:00 | Lena/STAA | Var./J.V. |
| Fri., | Jan. 9 | BBB | White Lake | 5:45 | White Lake | Var./J.V. |
| Sat., | Jan. 10 | WR | Oconto Falls Invite | 9:30 | Oconto Falls | Var./J.V. |
| Mon., | Jan. 12 | GBB | Lena | 5:30 | Suring | Jr.H. |
| Mon., | Jan. 12 | GBB | Coleman | 5:45 | Coleman | Var./J.V. |
| Tues., | Jan. 13 | BBB | Lena | 5:45 | Lena | Var./J.V. |
| Thurs., | Jan. 15 | WR | Crivitz | 7:00 | Crivitz | Var./J.V. |
| Thurs., | Jan. 15 | BBB | Coleman | 5:45 | Suring | Var./J.V. |
| Fri., | Jan. 16 | GBB | Gillett | 5:45 | Gillett | Var./J.V. |
| Sat., | Jan. 17 | WR | Peshtigo Invite | 9:30 | Peshtigo | Var./J.V. |
| Mon., | Jan. 19 | GBB | Shiocton | 5:45 | Suring | Var./J.V. |
| Tues., | Jan. 20 | GBB | Crivitz | 5:00 | Crivitz | Jr.H. |
| Tues., | Jan. 20 | BBB | Gillett | 5:45 | Suring | Var./J.V. |
| Thurs., | Jan. 22 | GBB | Peshtigo | 5:45 | Suring | Var./J.V. |
| Thurs., | Jan. 22 | WR | Peshtigo | 7:00 | Gillett/Suring | Var./J.V. |
| Fri., | Jan. 23 | GBB | Gillett | 5:30 | Suring | Jr.H. |
| Fri., | Jan. 23 | BBB | Peshtigo | 5:45 | Peshtigo | Var./J.V. |
| Mon., | Jan. 26 | GBB | Niagara | 5:45 | Niagara | Var./J.V. |
| Tues., | Jan. 27 | GBB | Peshtigo | 5:00 | Peshtigo | Jr.H. |
| Thurs., | Jan. 29 | GBB | Wausaukee | 5:45 | Suring | Var./J.V. |
| Thurs., | Jan.29 | WR | Laona/Wabeno | 7:00 | Gillett/Suring | Var./J.V. |
| Fri., | Jan. 30 | BBB | Niagara | 5:45 | Suring | Var./J.V. |
| Sat., | Jan. 31 | WR | Sturgeon Bay Invite | 9:00 | Sturgeon Bay | Var./J.V. |
| Mon., | Feb. 2 | BBB | Oconto | 5:45 | Suring | Var./J.V. |
| Tues., | Feb. 3 | GBB | Oconto | 6:00 | Suring | Jr.H. |
| Tues., | Feb. 3 | GBB | Crivitz | 5:45 | Crivitz | Var./J.V. |
| Thurs., | Feb. 5 | GBB | Wausaukee | 5:30 | Suring | Jr.H. |
| Thurs., | Feb. 5 | WR | Coleman | 7:00 | Gillett/Suring | Var./J.V. |
| Thurs., | Feb. 5 | BBB | Wausaukee | 5:45 | Wausaukee | Var./J.V. |

| | | | | | | |
|-------------------|-------------------|------|-----------------------------|-------|---------------------|---------------------|
| Fri., | Feb. 6 | GBB | STAA | 5:45 | Suring | Var./J.V. |
| Mon., | Feb. 9 | GBB | Lena | 5:30 | Lena | Jr.H. |
| Mon., | Feb. 9 | GBB | Crandon | 5:45 | Crandon | Var./J.V. |
| Tues., | Feb. 10 | BBB | Crivitz | 5:45 | Suring | Var./J.V. |
| Fri., | Feb. 13 | BBB | STAA | 5:45 | STAA | Var./J.V. |
| Sat., | Feb. 14 | WR | Regionals | TBA | TBA | Var. |
| Mon., | Feb. 16 | GBB | Coleman | 5:30 | Suring | Jr.H. |
| Mon., | Feb. 16 | BBB | Shiocton | 5:45 | Shiocton | Var./J.V. |
| Tues., | Feb. 17 | GBB | Lena | 5:45 | Lena | Var./J.V. |
| Tues., | Feb. 17 | WR | Team Sectionals | TBA | TBA | Var. |
| Fri., | Feb. 20 | GBB | Gillett | 5:30 | Gillett | Jr.H. |
| Fri., | Feb. 20 | GBB | Coleman | 5:45 | Suring | Var./J.V. |
| Sat., | Feb. 21 | GBB | 8 th Gr. Tourney | 8:00 | Gillett | 8 th Gr. |
| Sat., | Feb. 21 | WR | Individual Sectionals | TBA | TBA | Var. |
| Mon., | Feb. 23 | GBB | Oconto | 5:00 | Oconto | Jr.H. |
| Mon., | Feb. 23 | BBB | Lena | 5:45 | Suring | Var./J.V. |
| Tues./Fri./Sat., | Feb. 24,27,28 | GBB | Regionals | TBA | TBA | Var. |
| Thurs., | Feb. 26 | BBB | Coleman | 5:45 | Coleman | Var./J.V. |
| Thurs./Fri./Sat. | Feb. 26,27,28 | WR | Individual State | TBA | TBA | Var. |
| Tues./Fri./Sat., | Mar. 3,6,7 | BBB | Regionals | TBA | TBA | Var. |
| Fri./Sat., | Mar. 5,7 | GBB | Sectionals | TBA | TBA | Var. |
| Fri./Sat. | Mar. 6,7 | WR | Team State | TBA | TBA | Var. |
| Thurs./Fri./Sat., | Mar. 12,13,14 | GBB | State | TBA | Madison | Var. |
| Fri./Sat., | Mar. 12,14 | BBB | Sectionals | TBA | TBA | Var. |
| Thurs./Fri./Sat., | Mar. 19,20,21 | BBB | State | TBA | Madison | Var. |
| Thurs., | Mar.TBA | TK-B | Oshkosh Invitational | 4:00 | UW-Oshkosh | H.S. |
| Tues., | Mar.TBA | TK-G | Oshkosh Invitational | 4:00 | UW-Oshkosh | H.S. |
| | | | | | | |
| Tues., | Apr. 7 | TK | Sur/Col/Len | 4:30 | Suring | H.S. |
| Thurs., | Apr. 9 | TK | Sur/Gil/LC | 4:30 | LuxCasco | H.S. |
| Sat., | Apr. 11 | Golf | Peshtigo Invite | 9:00 | Peshtigo | H.S. |
| Tues., | Apr. 14 | Golf | Sur/Len/STAA | 4:30 | STAA | H.S. |
| Tues., | Apr. 14 | TK | Sur/Cri/Len/Gil | 4:30 | Suring | H.S. |
| Thurs., | Apr. 16 | Golf | Sur/STAA/Pesh | 4:30 | Suring | H.S. |
| Thurs., | Apr. 16 | TK | Sur/Pesh/Nia/Len | 4:30 | Peshtigo | H.S. |
| Fri., | Apr. 17 | Golf | Niagara Invite | 9:00 | Niagara | H.S. |
| Tues., | Apr. 21 | Golf | Sur/Col/Nia | 4:30 | Coleman | H.S. |
| Tues., | Apr. 21 | TK | Sur/Cri/Gil | 4:30 | Gillett | H.S. |
| Thurs., | Apr. 23 | Golf | 9-Hole Match | 3:30 | Peshtigo | H.S. |
| Fri., | Apr. 24 | TK | Rosholt Invitational | 4:00 | Rosholt | H.S. |
| Sat., | Apr. 25 | Golf | Ryder Cup | 9:00 | Coleman | H.S. |
| Mon., | Apr. 27 | Golf | Sur/Cri/Wau | 4:30 | Wausaukee | H.S. |
| Mon., | Apr. 27 | TK | Gillett Girls Invitational | 4:00 | Gillett | H.S. |
| Tues., | Apr. 28 | TK | Suring Boys Invitational | 4:30 | Suring | H.S. |
| | | | | | | |
| Mon., | May 4 | TK | Sur/Len/WRL/Wab/MI | 4:00 | Suring | H.S. |
| Thurs., | May 7 | Golf | STAA Invite | 10:00 | STAA | H.S. |
| Fri., | May 8 | TK | Hilbert Invitational | 4:00 | Hilbert | H.S. |
| Mon., | May 11 | Golf | Sur/Cri/Gil | 4:30 | Gillett | H.S. |
| Mon., | May 11 | TK | Oconto County Meet | 4:30 | Oconto | H.S. |
| Thurs., | May 12 | Golf | 9-Hole Match | 3:30 | Niagara | H.S. |
| Thurs., | May 14 | Golf | Sur/Nia/Len | 4:30 | Suring | H.S. |
| Fri., | May 15 | TK | M & O Conference Meet | 4:30 | Peshtigo or Gillett | H.S. |
| Tues., | May 19(Rain 5/20) | Golf | 18-Hole Match | 9:00 | Wausaukee | H.S. |
| Tues., | May 19 | TK | M & O Frosh-Soph Meet | 4:30 | Peshtigo | H.S. |
| Thurs., | May 21 | TK | Sur/Nia/Cri | 4:30 | Crivitz | H.S. |
| Tues./Wed. | May 26or27 | Golf | Regionals | TBA | TBA | H.S. |
| Tues., | May 26 | TK | Regionals | TBA | TBA | H.S. |
| Fri., | May 29 | TK | Sectionals | TBA | TBA | H.S. |
| Tues./Wed., | June 2or3 | Golf | Sectionals | TBA | TBA | H.S. |
| Fri./Sat., | June 5,6 | TK | State | TBA | LaCrosse | H.S. |
| Mon./Tues., | June 8,9 | Golf | State | TBA | TBA | H.S. |

TBA JrH Track and JrH Wrestling