

Suring Public School District



Budget Hearing and Annual Meeting

Monday, October 22, 2018

Conference Room #300

5:30 p.m.

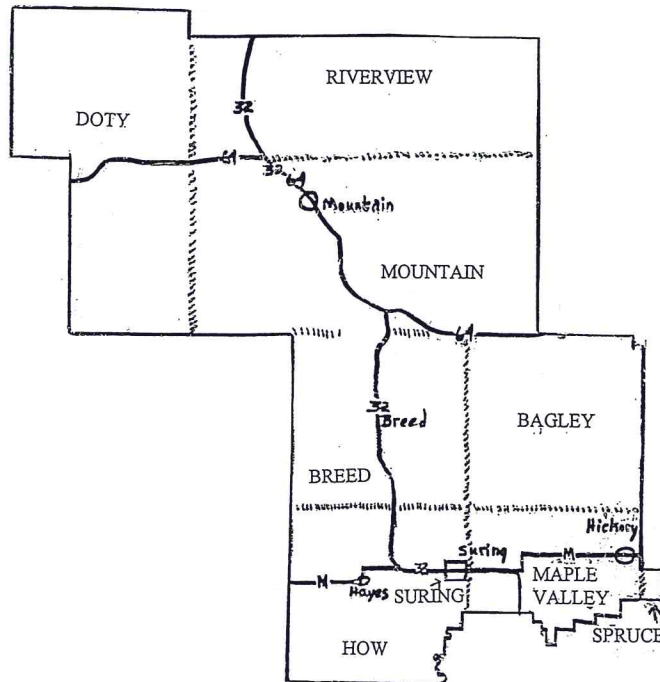
BOARD OF EDUCATION MEMBERS

Wayne Sleeter, President	920-590-0987
Dennis Piepkorn, Vice President	920-590-1680
Cathleen Lundgren, Clerk	715-850-1798
Wendy Wozniak, Treasurer	920-842-4227
Eugene School, Jr.	920-590-1281
Amanda Seibert	715-276-2260
Mark Strehlow	920-842-2958

REGULAR SCHOOL BOARD MEETING CALENDAR

Monday, October 22, 2018 (Annual Meeting)	5:30 P.M.	Conference Room #300
Wednesday, November 14, 2018	5:30 P.M.	Conference Room #300
Wednesday, December 12, 2018	5:30 P.M.	Conference Room #300
Wednesday, January 9, 2019	5:30 P.M.	Conference Room #300
Wednesday, February 13, 2019	5:30 P.M.	Conference Room #300
Wednesday, March 13, 2019	5:30 P.M.	Conference Room #300
Wednesday, April 10, 2019	5:30 P.M.	Conference Room #300
Wednesday, May 8, 2019	5:30 P.M.	Conference Room #300
Wednesday, June 12, 2019	5:30 P.M.	Conference Room #300
Wednesday, July 10, 2019	5:30 P.M.	Conference Room #300
Wednesday, August 14, 2019	5:30 P.M.	Conference Room #300
Wednesday, September 11, 2019	5:30 P.M.	Conference Room #300
Wednesday, October 9, 2019	5:30 P.M.	Conference Room #300

SURING PUBLIC SCHOOL DISTRICT



Suring Public School District

411 East Algoma Street
PO Box 158
Suring Wisconsin 54174

920-842-2178



Kelly C. Casper
District Administrator

Pamela E. Berg
4K-12 Principal

To: The Electors:
Date: October 22, 2018

Welcome to the Annual Meeting of the Suring Public School District and thank you for taking an active part in the important job of educating our children.

As board members and administration, we wanted to make the budget and operation of our district easy to understand. The information provided is for the purpose of helping you become better acquainted with your school. Sections of this booklet have been color coded to help separate important areas of information.

Board of Education Members, Meeting Dates, School District Map (Purple)
Agenda, Minutes of the 2017 Annual Meeting, 2018 Resolutions (Gold)
Proposed 2018-2019 Budget (White)
District Summary Information, General School Information (Ivory)

Preparing this year's budget again has been extremely difficult. School districts in Wisconsin continue to operate under legislative revenue caps. The revenue caps are determined by a districts' student enrollment. The changes in the state budget may cause a reduction in money available for education.

The board presents to the public a budget for the 2018-19 school year with a general fund tax levy of \$4,491,469 and community service fund tax levy of \$7,062 for total of \$4,498,531. This compares with our 2017-18 general fund tax levy of \$4,537,897.

The board and administration would like to thank all those who volunteer their efforts in making a good school system even better. The Suring Public School District will continue to request your suggestions for improvement and support for our school programs. We strive to educate our students at a reasonable cost while serving the goals of society and our community. This task is challenging, but with your cooperation and support, we can achieve our mutual goal of an excellent educational system.

If you have questions concerning our school or its operation, please feel free to contact me or any school board member, administrator, or teacher to get first-hand information. Your continued support of the Suring Public School District and its educational programs is greatly appreciated.

Respectfully submitted,
Wayne Sleeter – School Board President
Cathleen Lundgren – School Board Clerk
Eugene School, Jr. – School Board Member
Mark Strehlow – School Board Member

Dennis Piepkorn – School Board Vice-President
Wendy Wozniak – School Board Treasurer
Amanda Seibert – School Board Member
Kelly Casper – District Administrator

ANNUAL MEETING

BUDGET HEARING

SURING PUBLIC SCHOOL DISTRICT

MONDAY, OCTOBER 22, 2018

SURING SCHOOL

5:30 P.M.

AGENDA

1. Call Meeting to Order
2. Introduce Board Members
3. Elect Annual Meeting Chairperson
4. Minutes of last Annual Meeting
5. Budget Presentation and Hearing

RESOLUTIONS

6. Set Salaries of School Board Members:

A. Present Salaries:

President:	\$1,950
Clerk:	\$1,900
Treasurer:	\$1,750
Member:	\$1,750

7. Authorize reimbursements for expenses of School Board members when traveling outside of district in performance of duties
8. Authorize sale of property, including equipment, no longer needed by the district
9. Food Service Program
10. Tax Levy
 - A. General Operation (Fund 10)
 - B. Community Service (Fund 80)
11. Set the date and time of the 2019 Annual Meeting
12. Conducting any other school business as authorized under Chapter 120.10 of the Wisconsin Statutes. "Powers of the Annual District Meeting".
13. Community Comments
14. Approve Minutes of Meeting
15. Adjourn

ANNUAL MEETING

SURING PUBLIC SCHOOL DISTRICT

920-842-2178

411 E. Algoma Street, Suring WI 54174

Monday, October 23, 2017 - 5:30 P.M. - Conference Room #300

The Annual Meeting of the Suring Public School District was called to order by Board President Sleeter.

Pledge of Allegiance

Board Members present: Cathleen Lundgren, Eugene School, Jr., Wayne Sleeter, Mark Strehlow, Cheryl Ustianowski, Wendy Wozniak. Absent: Dennis Piepkorn.

Administration present: Kelly Casper.

Visitors present: Sharon Jansen, Micki Carlson, Kristen Trader, Melissa Hischke, Laura Strehlow, Tamara Steffek, Leslie Steffek, Timothy Grimes, Amy Hermsen, Donna-Mae Schelk, Becky Dickson, Lowell Suring, Cindy Scheunemann.

Motion by Cheryl Ustianowski, seconded by Mark Strehlow, to nominate Wayne Sleeter as Annual Meeting Chairman. Motion Carried.

Motion by Cheryl Ustianowski, seconded by Cathleen Lundgren, to close the nominations. Motion Carried.

The public was satisfied with the printed minutes of the 2016 Annual Meeting and did not want them read.

District Administrator Kelly Casper presented the budget for the 2017-18 school year. In her presentation she shared how open-enrollment is having an effect on district expenses. Taxpayer money is going to schools outside the district to educate resident children.

Motion by Lowell Suring, Town of Maple Valley, seconded by Becky Dickson, Town of How, to accept the budget. Motion Carried.

Motion by Kristen Trader, Town of Breed, seconded by Leslie Steffek, Village of Suring, to close the budget hearing. Motion Carried.

Motion by Cindy Scheunemann, Town of Mountain, seconded by Laura Strehlow, Town of How, to approve the resolution: Be it resolved by the electors of the Suring Public School District, Oconto County, Wisconsin, the following yearly salaries be adopted for the members of the Board of Education for 2017-2018 as: President \$1950, Clerk \$1900, Treasurer \$1750, Members \$1750 per year. Motion Carried.

Motion by Donna-Mae Schelk, Village of Suring, seconded by Leslie Steffek, Village of Suring, to approve the resolution: Be it resolved by the electors of the Suring Public School District, Oconto County, Wisconsin, to authorize the reimbursement to the state convention participants \$200 for four days or \$50 per day and to authorize reimbursement of expenses of Board Members when traveling outside of the district in the performance of duties. In addition, the mileage reimbursement at the federal rate will be paid to board members to attend regular and special board meetings - less mileage at convention and following the guidelines as found in the handbook for meals. Motion Carried.

Motion by Leslie Steffek, Village of Suring, seconded by Kristen Trader, Town of Breed, to approve the resolution: Be it resolved that electors of the Suring Public School District, Oconto County, Wisconsin, authorize the sale of any property, including equipment, belonging to and not needed by the said district for school purposes. Be it further resolved that the conduct of the sale of such property be determined by said Board of Education. Motion Carried.

Motion by Tamara Steffek, Village of Suring, seconded by Becky Dickson, Town of How, to approve the resolution: Be it resolved that the Board of Education of the Suring Public School District of Oconto County, Wisconsin, is directed to furnish hot lunches and milk to any and all students attending the Suring Public School and also to provide a breakfast program for students in grades Pk-12 at such places and times and such cost as shall be set by said School Board, and the School Board is hereby authorized to pay any deficiency which may result from said lunch and breakfast program. Motion Carried.

Motion by Leslie Steffek, Village of Suring, seconded by Lowell Suring, Town of Maple Valley, to approve the resolution: Be it resolved that there shall be levied upon the taxable property of the Suring Public School District, Oconto County, Wisconsin, for the purpose of defraying the cost for the 2017-18 school year, the sum of \$4,537,897 for the operation and maintenance of Fund 10. Motion Carried.

Motion by Becky Dickson, Town of How, seconded by Tamara Steffek, Village of Suring, to set the date and time of the 2018 Annual Meeting on Monday, October 22, 2018 at 5:30 pm. Motion Carried.

There was no other school business discussion at this time as authorized under Chapter 120.10 of the Wisconsin Statutes.

There were no community comments at this time.

Motion by Tamara Steffek, Village of Suring, seconded by Becky Dickson, Town of How, to approve the minutes of the Annual Meeting. Motion Carried.

Motion by Leslie Steffek, Village of Suring, seconded by Cindy Scheunemann, Town of Mountain, to adjourn the Annual Meeting. Motion Carried.

Cheryl Ustianowski, Board Clerk

Time 6:10 P.M.



2018 ANNUAL MEETING RESOLUTIONS

Agenda Item #

6. Set Salaries of School Board Members

Present salaries are as follows for each of the seven members of the Board of Education:

- President: \$1,950
- Clerk: \$1,900
- Treasurer: \$1,750
- Member: \$1,750

Resolution: Be it resolved by the electors of the Suring Public School District, Oconto County, Wisconsin, the following yearly salaries be adopted for the members of the Board of Education for 2018-2019. (Section 120.10(3) Wis. Stat.)

President: _____ Clerk: _____
 Treasurer: _____ Member: _____

Motion by: _____
 Seconded by: _____

7. Reimbursement for Expenses of School Board Members

Resolution: Be it resolved by the electors of the Suring Public School District, Oconto County, Wisconsin, to authorize the reimbursement to the state convention participants \$200 for four days or \$50 per day and to authorize reimbursement of expenses of Board Members when traveling outside of the district in the performance of duties. In addition, the mileage reimbursement at the federal rate will be paid to board members to attend regular and special board meetings – less mileage at convention and following the guidelines as found in the handbook for meals. (Section 120.10(4) Wis. Stat.)

Motion by: _____
 Seconded by: _____

8. Sale of Property, Including Equipment, No Longer Needed by the District

Resolution: Be it resolved that electors of the Suring Public School District, Oconto County, Wisconsin, authorize the sale of any property, including equipment, belonging to and not needed by the said district for school purposes. Be it further resolved that the conduct of the sale of such property be determined by said Board of Education. (Section 120.10(12) Wis. Stat.)

Motion by: _____
 Seconded by: _____

9. Food Service Program

Resolution: Be it resolved that the Board of Education of the Suring Public School District of Oconto County, Wisconsin, is directed to furnish hot lunches and milk to any and all students attending the Suring Public School and also to provide a breakfast program for students in grades Pk-12 at such places and times and such cost as shall be set by said School Board, and the School Board is hereby authorized to pay any deficiency which may result from said lunch and breakfast program. (Section 20.10(16) Wis. Stat.)

Motion by: _____
 Seconded by: _____

10. Tax Levy

Resolution: Be it resolved that there shall be levied upon the taxable property of the Suring Public School District, Oconto County, Wisconsin, for the purpose of defraying the cost for the 2018-2019 school year, the sum of \$4,491,469 for the operation and maintenance of Fund 10 and \$7,062 for the operation of Fund 80. (Section 120.10(8) Wis. Stat.)

Motion by: _____
 Seconded by: _____

2018-19

PROPOSED BUDGET

SURING PUBLIC SCHOOL DISTRICT

OCTOBER 22, 2018

The 2018-19 proposed General Fund Levy - Fund 10 is \$4,491,469 and Fund 80 is \$7,062 for a total of \$4,498,531 requiring a mil rate of .00710209. The tax levy is applied to an equalized value of \$633,409,510.

Levy certification to the municipalities is based on the October, 2018 equalized valuation received from the Wisconsin Department of Revenue.

DEPARTMENT OF PUBLIC INSTRUCTION
2018-19 REVENUE LIMIT WORKSHEET

DISTRICT:		Suring	5670	2018-2019 Revenue Limit Worksheet	
<p>DATA AS OF 10/15/2018, 11:45 AM</p> <p>Line 1 Amount may Not Exceed Line 11 - (Line 7B+Line 10) of Final 17-18 Revenue Limit</p>					
2017-18 General Aid Certification (17-18 Line 12A, src 621)	+	140,251		(from left)	3,843,966
2017-18 Computer Aid Received (17-18 Line 17, Src 691)	+	1,187		(from left)	401
2017-18 HI Pov Aid (17-18 Line 12B, Src 628)	+	0		(with cents)	9,585.95
2017-18 Fnd 10 Levy Cert (17-18 Line 18, Levy 10 Src 211)	+	4,536,732			0.00
2017-18 Fnd 38 Levy Cert (17-18 Line 14B, Levy 38 Src 211)	+	0			
2017-18 Fnd 41 Levy Cert (17-18 Line 14C, Levy 41 Src 211)	+	0			
2017-18 Aid Penalty for Over Levy (17-18 FINAL Rev Limit Wksh)	-	834,204			
2017-18 Total Levy for All Levied Non-Recruing Exemptions*	=	3,843,966			
*NET 2018-19 Base Revenue Built from 17-18 Data (Line 1)					
<p>*For 2017-18 Non-Recruing Exemptions Levy Amount, enter actual amount for which district levied; (7B Hold Harmless, Non-Recruing Referenda, Declining Enrollment, Energy Efficiency Exemption, Refunded/Rescinded Taxes, Prior Year Open Enrollment Pupils, Reduction for Ineligible Fund 80 Expend, Environmental Remediation, Private School Voucher Aid Deduction, Private School Special Needs Voucher Aid Deduction)</p>					
September & Summer FTE Membership Averages					
Count Ch. 220 Inter-District Resident Transfer Pupils @ 75%.		2015	2016	2017	401
Line 2: Base Avg:((15+4ss)+(16+4ss)+(17+4ss))/3 =		9	8	8	
Summer FTE:		4	3	3	
% (40,40,40)		409	402	382	
Sept FTE:		0	0	0	
Special Needs		0	0	0	
Vouchers FTE		0	0	0	
New ICS - Independent		0	0	0	
Charter Schools FTE		413	405	385	
Total FTE					
<p>Line 6: Curr Avg:((16+4ss)+(17+4ss)+(18+4ss))/3 =</p> <p>2016 2017 2018</p> <p>Summer FTE: 8 8 8</p> <p>% (40,40,40) 3 3 3</p> <p>Sept FTE: 402 382 391</p> <p>Special Needs 0 0 0</p> <p>Vouchers FTE 0 0 0</p> <p>New ICS - Independent 0 0 0</p> <p>Charter Schools FTE 405 385 394</p> <p>Total FTE</p>					
<p>Line 10B: Declining Enrollment Exemption =</p> <p>Average FTE Loss (Line 2 - Line 6, if > 0) X 1.00 =</p> <p>X (Line 5, Maximum 2018-2019 Revenue per Memb) =</p> <p>Non-Recruing Exemption Amount:</p> <p>Fall 2018 Property Values (actuals have been loaded below)</p> <p>2018 TIF-Out Tax Apportionment Equalized Valuation</p> <p>633,409,510</p>					
<p>State Aid for Exempt Computers (Source 691) is included on Line 12C. It is no longer found on Line 17 as in previous year's Revenue Limit Worksheets.</p> <p>Line 17 has been removed due to the changes with State Aid for Exempt Computers.</p> <p>Line 18 has been removed due to the change with State Aid for Exempt Computers, the Fund 10 Levy is now Line 14A.</p>					
CELL COLOR KEY: Auto-Calc		DPI Data		District-Entered	
Worksheet is available at: http://dpi.wi.gov/sfs/limits/worksheets/revenue					
Calculation Revised: 9/26/2018, New ICS - Independent Charter Schools FTE added to Line 2 and Line 6.					

1. 2017-18 Base Revenue (Funds 10, 38, 41)					
2. Base Sept Membership Avg (2015+, 4ss, 2016+, 4ss, 2017+, 4ss)/3					
3. 2017-18 Base Revenue Per Member (Ln 1 / Ln2)					
4. 2018-19 Per Member Change (A+B+C)					
A. Allowed Per-Member Change		0.00			
B. Low Rev Incr (Enter DPI Adjustment)		0.00			
C. Low Rev Dist in CCDEB (Enter DPI Adjustment)		0.00			
5. 2018-19 Maximum Revenue / Member (Ln 3 + Ln 4)					
6. Current Membership Avg (2016+, 4ss, 2017+, 4ss, 2018+, 4ss)/3					
7. 2018-19 Rev Limit, No Exemptions (Ln7A + Ln 7B)					
A. Max Rev/Memb x Cur Memb Avg (Ln 5 x Ln 6)		3,786,450		(from left)	9,585.95
B. Hold Harmless Non-Recruing Exemption		57,516		(rounded)	395
8. Total 2018-19 Recurring Exemptions (A+B+C+D+E)				(rounded)	3,843,966
A. Prior Year Carryover		0			0
B. Transfer of Service		0			0
C. Transfer of Territory/Other Reorg (if negative, include sign)		0			0
D. Federal Impact Aid Loss (2016-17 to 2017-18)		0			0
E. Recurring Referenda to Exceed (if 2018-19 is first year)		0			0
9. 2018-19 Limit with Recurring Exemptions (Ln 7 + Ln 8)					0
10. Total 2018-19 Non-Recruing Exemptions (A+B+C+D+E+F+G+H+I)					0
A. Non-Recruing Referenda to Exceed 2018-19 Limit		700,000			3,843,966
B. Declining Enrollment Exemption for 2018-19 (from left)		57,516			773,349
C. Energy Efficiency Net Exemption for 2018-19 (see pg 4 for details)		0			0
D. Adjustment for Refunded or Rescinded Taxes, 2018-19		15,833			0
E. Prior Year Open Enrollment (uncounted pupils)		0			0
F. Reduction for Ineligible Fund 80 Expenditures (enter as negative)		0			0
G. Environmental Remediation Exemption		0			0
H. WPCP and RPCP Private School Voucher Aid Deduction		0			0
I. SNSP Private School Voucher Aid Deduction		0			0
11. 2018-19 Revenue Limit With All Exemptions (Ln 9 + Ln 10)					4,617,315
12. Total Aid to be Used in Computation (12A + 12B + 12C + 12D)					125,846
A. 2018-19 October 15 Aid Certification - Cell is locked.		119,095			
B. State Aid to High Poverty Districts (not all districts)		0			
C. State Aid for Exempt Computers (Source 691)		1,216			
D. State Aid for Exempt Personal Property (Source 691)		5,535			
REMEMBER TO USE THE OCTOBER 15 AID CERTIFICATION WHEN SETTING THE DISTRICT LEVY.					
13. Allowable Limited Revenue: (Line 11 - Line 12)					4,491,469
(10, 38, 41 Levies)					
14. Total Limited Revenue To Be Used (A+B+C)					4,491,469
Entries Required Below: Enter amnts needed by purpose and fund:					
A. Gen Operations: Fnd 10 Src 211		4,491,469		(Proposed Fund 10)	
B. Non-Referendum Debt (inside limit) Fund 38 Src 211		0		(to Budget Rpt)	
C. Capital Exp. Annual Meeting Approved: Fund 41 Src 211		0		(to Budget Rpt)	
15. Total Revenue from Other Levies (A+B+C+D)					7,062
A. Referendum Apprvd Debt (Fund 39 Debt-Src 211)		0			0
B. Community Services (Fund 80 Src 211)		7,062		(to Budget Rpt)	
C. Prior Year Levy Chargeback for Uncollectible Taxes (Src 212)		0		(to Budget Rpt)	
D. Other Levy Revenue - Milwaukee & Kenosha Only		0		(to Budget Rpt)	
16. Total Fall, 2018 ESTIMATED All Fund Tax Levy (14A + 14B + 14C + 15)					4,498,531
Line 16 is the total levy to be apportioned in the PI-401.					0.00710209
Levy Rate =					

Districts are responsible for the integrity of their revenue limit data & computation. Data appearing here reflects information submitted to DPI and is unaudited.

SURING PUBLIC SCHOOL DISTRICT BUDGET PUBLICATION 2018-2019

GENERAL FUND	Audited 2016-17	Unaudited 2017-18	Budget 2018-19
Beginning Fund Balance	2,994,745.39	3,303,909.56	3,674,140.06
Ending Fund Balance	3,303,909.56	3,674,140.06	3,674,140.06
REVENUES & OTHER FINANCING SOURCES			
Transfers-In (Source 100)	0.00	0.00	0.00
Local Sources (Source 200)	4,536,928.47	4,572,443.82	4,530,069.00
Inter-district Payments (Source 300 + 400)	153,138.05	214,224.53	244,526.00
Intermediate Sources (Source 500)	2,172.00	3,763.64	4,240.00
State Sources (Source 600)	703,827.81	789,391.11	853,709.00
Federal Sources (Source 700)	337,273.13	311,345.55	357,831.00
All Other Sources (Source 800 + 900)	71,190.04	23,537.96	16,000.00
TOTAL REVENUES & OTHER FINANCING SOURCES	5,804,529.50	5,914,706.61	6,006,375.00
EXPENDITURES & OTHER FINANCING USES			
Instruction (Function 100 000)	2,567,930.83	2,512,731.44	2,483,821.00
Support Services (Function 200 000)	2,075,604.46	2,237,173.30	2,569,430.00
Non-Program Transactions (Function 400 000)	851,830.04	794,571.37	953,124.00
TOTAL EXPENDITURES & OTHER FINANCING USES	5,495,365.33	5,544,476.11	6,006,375.00
SPECIAL PROJECTS FUND			
	Audited 2016-17	Unaudited 2017-18	Budget 2018-19
Beginning Fund Balance	0.00	10,000.00	4,100.00
Ending Fund Balance	10,000.00	4,100.00	4,100.00
REVENUES & OTHER FINANCING SOURCES	815,841.34	766,821.44	822,383.00
EXPENDITURES & OTHER FINANCING USES	805,841.34	772,721.44	822,383.00
FOOD SERVICE FUND			
	Audited 2016-17	Unaudited 2017-18	Budget 2018-19
Beginning Fund Balance	30,755.61	36,457.90	45,942.66
Ending Fund Balance	36,457.90	45,942.66	45,942.66
REVENUES & OTHER FINANCING SOURCES	178,245.18	186,588.63	181,590.00
EXPENDITURES & OTHER FINANCING USES	172,542.89	177,103.87	181,590.00
COMMUNITY SERVICE FUND			
	Audited 2016-17	Unaudited 2017-18	Budget 2018-19
Beginning Fund Balance	0.00	0.00	0.00
Ending Fund Balance	0.00	0.00	0.00
REVENUES & OTHER FINANCING SOURCES	0.00	0.00	7,062.00
EXPENDITURES & OTHER FINANCING USES	0.00	0.00	7,062.00
Total Expenditures and Other Financing Uses			
ALL FUNDS	Audited 2016-17	Unaudited 2017-18	Budget 2018-19
GROSS TOTAL EXPENDITURES -- ALL FUNDS	6,473,749.56	6,494,301.42	7,017,410.00
Interfund Transfers (Source 100) - ALL FUNDS	495,505.92	431,557.72	491,364.00
NET TOTAL EXPENDITURES -- ALL FUNDS	5,978,243.64	6,062,743.70	6,526,046.00
PERCENTAGE INCREASE -- NET TOTAL FUND EXPENDITURES FROM PRIOR YEAR		1.41%	7.64%
PROPOSED PROPERTY TAX LEVY			
FUND	Audited 2016-17	Unaudited 2017-18	Budget 2018-19
General Fund	4,497,051.00	4,537,897.00	4,491,469.00
Referendum Debt Service Fund	0.00	0.00	0.00
Non-Referendum Debt Service Fund	0.00	0.00	0.00
Capital Expansion Fund	0.00	0.00	0.00
Community Service Fund	0.00	0.00	7,062.00
TOTAL SCHOOL LEVY	4,497,051.00	4,537,897.00	4,498,531.00
PERCENTAGE INCREASE -- TOTAL LEVY FROM PRIOR YEAR		0.91%	-0.87%

SURING PUBLIC SCHOOL DISTRICT BUDGET ADOPTION 2018-19

GENERAL FUND (FUND 10)	Audited 2016-17	Unaudited 2017-18	Budget 2018-19
Beginning Fund Balance (Account 930 000)	2,994,745.39	3,303,909.56	3,674,140.06
Ending Fund Balance, Nonspendable (Acct. 935 000)	0.00	0.00	0.00
Ending Fund Balance, Restricted (Acct. 936 000)	0.00	0.00	0.00
Ending Fund Balance, Committed (Acct. 937 000)	0.00	0.00	0.00
Ending Fund Balance, Assigned (Acct. 938 000)	0.00	0.00	0.00
Ending Fund Balance, Unassigned (Acct. 939 000)	3,303,909.56	3,674,140.06	3,674,140.06
TOTAL ENDING FUND BALANCE (ACCT. 930 000)	3,303,909.56	3,674,140.06	3,674,140.06
REVENUES & OTHER FINANCING SOURCES			
100 Transfers-in	0.00	0.00	0.00
Local Sources			
210 Taxes	4,497,950.28	4,537,897.00	4,492,069.00
240 Payments for Services	0.00	0.00	0.00
260 Non-Capital Sales	5,575.86	2,742.73	3,500.00
270 School Activity Income	21,021.32	18,835.10	19,000.00
280 Interest on Investments	1,873.77	2,995.81	5,000.00
290 Other Revenue, Local Sources	10,507.24	9,973.18	10,500.00
Subtotal Local Sources	4,536,928.47	4,572,443.82	4,530,069.00
Other School Districts Within Wisconsin			
310 Transit of Aids	0.00	0.00	0.00
340 Payments for Services	153,138.05	214,224.53	244,526.00
380 Medical Service Reimbursements	0.00	0.00	0.00
390 Other Inter-district, Within Wisconsin	0.00	0.00	0.00
Subtotal Other School Districts within Wisconsin	153,138.05	214,224.53	244,526.00
Intermediate Sources			
510 Transit of Aids	0.00	0.00	0.00
530 Payments for Services from CCDEB	0.00	0.00	0.00
540 Payments for Services from CESA	2,172.00	3,763.64	4,240.00
580 Medical Services Reimbursement	0.00	0.00	0.00
590 Other Intermediate Sources	0.00	0.00	0.00
Subtotal Intermediate Sources	2,172.00	3,763.64	4,240.00
State Sources			
610 State Aid -- Categorical	60,487.33	64,528.42	59,725.00
620 State Aid -- General	192,661.00	140,251.00	119,095.00
630 DPI Special Project Grants	4,165.75	4,249.19	3,700.00
640 Payments for Services	0.00	0.00	0.00
650 Student Achievement Guarantee in Education (SAGE Grant)	118,613.48	116,681.93	115,000.00
660 Other State Revenue Through Local Units	9,104.86	8,868.45	9,000.00
690 Other Revenue	318,795.39	454,812.12	547,189.00
Subtotal State Sources	703,827.81	789,391.11	853,709.00
Federal Sources			
710 Federal Aid - Categorical	0.00	0.00	0.00
720 Impact Aid	0.00	0.00	0.00
730 DPI Special Project Grants	123,488.60	123,715.92	135,143.00
750 IASA Grants	114,756.64	91,629.05	99,745.00
760 JTPA	0.00	0.00	0.00
770 Other Federal Revenue Through Local Units	0.00	0.00	0.00
780 Other Federal Revenue Through State	84,965.89	80,076.58	76,000.00
790 Other Federal Revenue - Direct	14,062.00	15,924.00	46,943.00
Subtotal Federal Sources	337,273.13	311,345.55	357,831.00
Other Revenues			
960 Adjustments	5,862.00	17,437.00	5,000.00
970 Refund of Disbursement	10,520.00	606.00	9,000.00
980 Medical Service Reimbursement	0.00	0.00	
990 Miscellaneous	54,808.04	5,494.96	2,000.00
Subtotal Other Revenues	71,190.04	23,537.96	16,000.00
TOTAL REVENUES & OTHER FINANCING SOURCES	5,804,529.50	5,914,706.61	6,006,375.00

SURING PUBLIC SCHOOL DISTRICT BUDGET ADOPTION 2018-19

GENERAL FUND (FUND 10)	Audited 2016-17	Unaudited 2017-18	Budget 2018-19
EXPENDITURES & OTHER FINANCING USES			
<i>Instruction</i>			
110 000 Undifferentiated Curriculum	913,099.38	971,218.92	954,289.00
120 000 Regular Curriculum	1,086,762.48	1,024,040.95	951,652.00
130 000 Vocational Curriculum	305,823.50	245,573.94	283,662.00
140 000 Physical Curriculum	140,866.34	150,091.77	153,715.00
160 000 Co-Curricular Activities	120,924.13	121,614.86	139,278.00
170 000 Other Special Needs	455.00	191.00	1,225.00
Subtotal Instruction	2,567,930.83	2,512,731.44	2,483,821.00
<i>Support Sources</i>			
210 000 Pupil Services	79,805.62	85,542.68	88,815.00
220 000 Instructional Staff Services	160,572.41	142,666.36	238,305.00
230 000 General Administration	281,646.57	287,096.07	329,909.00
240 000 School Building Administration	227,974.30	233,197.33	274,733.00
250 000 Business Administration	961,467.34	1,050,486.95	1,260,043.00
260 000 Central Services	190,341.90	270,380.18	5,925.00
270 000 Insurance & Judgments	51,179.43	44,947.00	34,869.00
280 000 Debt Services	0.00	0.00	0.00
290 000 Other Support Services	122,616.89	122,856.73	336,831.00
Subtotal Support Sources	2,075,604.46	2,237,173.30	2,569,430.00
<i>Non-Program Transactions</i>			
410 000 Inter-fund Transfers	495,505.92	431,557.72	491,364.00
430 000 Instructional Service Payments	355,159.43	362,952.62	461,560.00
490 000 Other Non-Program Transactions	1,164.69	61.03	200.00
Subtotal Non-Program Transactions	851,830.04	794,571.37	953,124.00
TOTAL EXPENDITURES & OTHER FINANCING USES	5,495,365.33	5,544,476.11	6,006,375.00
SPECIAL PROJECT FUNDS (FUNDS 21, 23, 29)	Audited 2016-17	Unaudited 2017-18	Budget 2018-19
900 000 Beginning Fund Balance	0.00	10,000.00	4,100.00
900 000 Ending Fund Balance	10,000.00	4,100.00	4,100.00
REVENUES & OTHER FINANCING SOURCES	10,000.00	5,100.00	10,000.00
100 000 Instruction	0.00	11,000.00	9,500.00
200 000 Support Services	0.00	0.00	500.00
400 000 Non-Program Transactions	0.00	0.00	0.00
TOTAL EXPENDITURES & OTHER FINANCING USES	0.00	11,000.00	10,000.00

SURING PUBLIC SCHOOL DISTRICT BUDGET ADOPTION 2018-19

SPECIAL EDUCATION FUND (FUND 27)	Audited 2016-17	Unaudited 2017-18	Budget 2018-19
900 000 Beginning Fund Balance	0.00	0.00	0.00
900 000 Ending Fund Balance	0.00	0.00	0.00
REVENUES & OTHER FINANCING SOURCES			
100 Transfers-in	495,505.92	430,282.28	491,364.00
Local Sources			
240 Payments for Services	0.00	0.00	0.00
260 Non-Capital Sales	0.00	0.00	0.00
270 School Activity Income	0.00	0.00	0.00
290 Other Revenue, Local Sources	1,000.00	0.00	0.00
Subtotal Local Sources	1,000.00	0.00	0.00
Intermediate Sources			
510 Transit of Aids	31,279.28	34,202.66	33,131.00
530 Payments for Services from CCDEB	0.00	0.00	0.00
540 Payments for Services from CESA	0.00	0.00	0.00
580 Medical Services Reimbursement	0.00	0.00	0.00
590 Other Intermediate Sources	0.00	0.00	0.00
Subtotal Intermediate Sources	31,279.28	34,202.66	33,131.00
State Sources			
610 State Aid -- Categorical	132,336.00	136,031.00	121,371.00
620 State Aid -- General	0.00	0.00	0.00
630 DPI Special Project Grants	0.00	0.00	0.00
640 Payments for Services	0.00	0.00	0.00
650 Achievement Gap Reduction (AGR grant)	0.00	0.00	0.00
690 Other Revenue	172.71	0.00	0.00
Subtotal State Sources	132,508.71	136,031.00	121,371.00
Federal Sources			
710 Federal Aid - Categorical	0.00	0.00	0.00
730 DPI Special Project Grants	109,115.44	129,719.27	152,361.00
750 IASA Grants	0.00	0.00	0.00
760 JTPA	0.00	0.00	0.00
770 Other Federal Revenue Through Local Units	0.00	0.00	0.00
780 Other Federal Revenue Through State	36,431.99	31,486.23	14,156.00
790 Other Federal Revenue - Direct	0.00	0.00	0.00
Subtotal Federal Sources	145,547.43	161,205.50	166,517.00
TOTAL REVENUES & OTHER FINANCING SOURCES	805,841.34	761,721.44	812,383.00

SURING PUBLIC SCHOOL DISTRICT BUDGET ADOPTION 2018-19

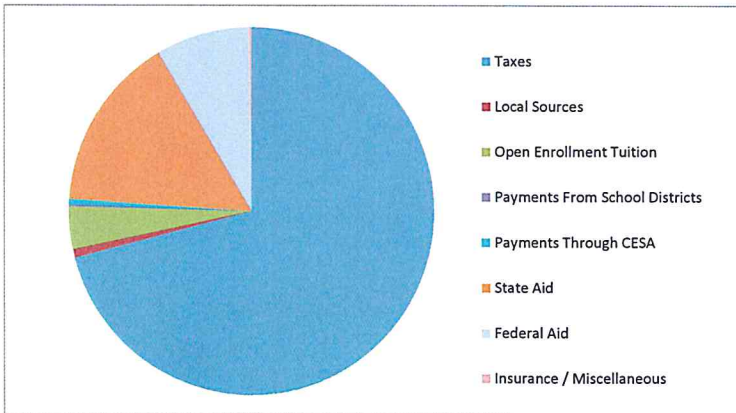
SPECIAL EDUCATION FUND (FUND 27)	Audited 2016-17	Unaudited 2017-18	Budget 2018-19
EXPENDITURES & OTHER FINANCING USES			
<i>Instruction</i>			
110 000 Undifferentiated Curriculum	0.00	0.00	0.00
120 000 Regular Curriculum	0.00	0.00	0.00
130 000 Vocational Curriculum	0.00	0.00	0.00
140 000 Physical Curriculum	0.00	0.00	0.00
150 000 Special Education Curriculum	545,857.78	541,763.26	564,384.00
160 000 Co-Curricular Activities	0.00	0.00	0.00
170 000 Other Special Needs	0.00	0.00	0.00
Subtotal Instruction	545,857.78	541,763.26	564,384.00
<i>Support Sources</i>			
210 000 Pupil Services	96,067.37	95,293.66	115,075.00
220 000 Instructional Staff Services	69,859.16	44,934.13	64,924.00
230 000 General Administration	0.00	0.00	0.00
240 000 School Building Administration	0.00	0.00	0.00
250 000 Business Administration	6,557.21	3,875.39	10,000.00
260 000 Central Services	0.00	0.00	0.00
270 000 Insurance & Judgments	0.00	0.00	0.00
280 000 Debt Services	0.00	0.00	0.00
290 000 Other Support Services	0.00	0.00	0.00
Subtotal Support Sources	172,483.74	144,103.18	189,999.00
<i>Non-Program Transactions</i>			
410 000 Inter-fund Transfers	0.00	0.00	0.00
430 000 Instructional Service Payments	87,499.82	75,855.00	58,000.00
490 000 Other Non-Program Transactions	0.00	0.00	0.00
Subtotal Non-Program Transactions	87,499.82	75,855.00	58,000.00
TOTAL EXPENDITURES & OTHER FINANCING USES	805,841.34	761,721.44	812,383.00
FOOD SERVICE FUND (FUND 50)	Audited 2016-17	Unaudited 2017-18	Budget 2018-19
900 000 Beginning Fund Balance	30,755.61	36,457.90	45,942.66
900 000 ENDING FUND BALANCE	36,457.90	45,942.66	45,942.66
TOTAL REVENUES & OTHER FINANCING SOURCES	178,245.18	186,588.63	181,590.00
200 000 Support Services	172,542.89	177,103.87	181,590.00
TOTAL EXPENDITURES & OTHER FINANCING USES	172,542.89	177,103.87	181,590.00
COMMUNITY SERVICE FUND (FUND 80)	Audited 2016-17	Unaudited 2017-18	Budget 2018-19
900 000 Beginning Fund Balance	0.00	0.00	0.00
900 000 ENDING FUND BALANCE	0.00	0.00	0.00
TOTAL REVENUES & OTHER FINANCING SOURCES	0.00	0.00	7,062.00
200 000 Support Services	0.00	0.00	3,431.00
300 000 Community Services	0.00	0.00	3,631.00
TOTAL EXPENDITURES & OTHER FINANCING USES	0.00	0.00	7,062.00

**Suring Public School District
Proposed 2018-2019 Budget Summary
Funds 10, 23, 27 and 80**

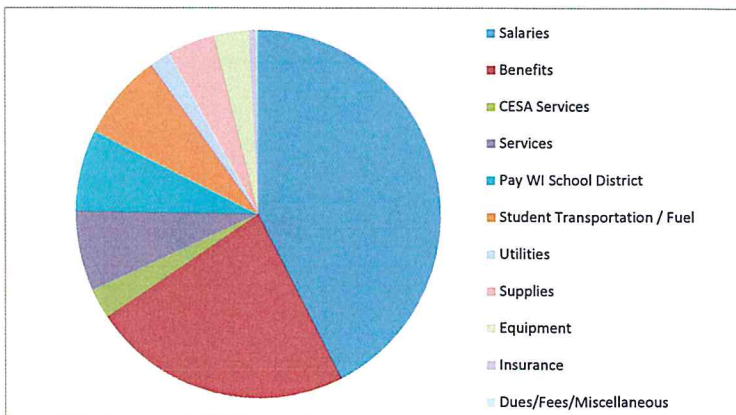
Revenue	2016-2017 Actual	Percent of Revenue	2018-2019 Budget	Percent of Budget
Taxes	4,537,897	72.59%	4,492,069	70.80%
Local Sources	39,647	0.63%	48,000	0.76%
Open Enrollment Tuition	202,305	3.24%	236,526	3.73%
Payments From School Districts	11,920	0.19%	8,000	0.13%
Payments Through CESA	37,966	0.61%	37,371	0.59%
State Aid	925,422	14.80%	975,080	15.37%
Federal Aid	472,551	7.56%	524,348	8.26%
Insurance / Miscellaneous	23,538	0.38%	16,000	0.25%
Community Service Fund	0	0.00%	7,062	0.11%
Total	6,251,246	100.00%	6,344,456	100.00%

Expenditures	2017-2018 Actual	Percent of Expenditures	2018-2019 Budget	Percent of Budget
Salaries	2,680,545	45.54%	2,692,507	42.44%
Benefits	1,358,422	23.08%	1,461,874	23.04%
CESA Services	192,723	3.27%	166,476	2.62%
Services	332,201	5.64%	444,028	7.00%
Pay WI School District	361,657	6.14%	458,060	7.22%
Student Transportation / Fuel	439,773	7.47%	482,260	7.60%
Utilities	94,217	1.60%	116,500	1.84%
Supplies	298,830	5.08%	268,874	4.24%
Equipment	70,490	1.20%	193,282	3.05%
Insurance	44,947	0.76%	34,869	0.55%
Dues/Fees/Miscellaneous	11,832	0.20%	18,664	0.29%
Community Service Fund	0	0.00%	7,062	0.11%
Total	5,885,637	100.00%	6,344,456	100.00%

Revenue



Expenditures



Suring Public School District

2018-2019 Proposed Property Tax Levy			
Municipality	Equalized Value	Percent of Levy	Tax Levy
Town of Bagley	45,355,907	7.073572%	322,121.71
Town of Breed	79,090,700	12.172509%	561,709.23
Bown of Doty	105,493,342	16.270242%	749,223.15
Town of How	41,317,105	6.456872%	293,437.78
Town of Maple Valley	35,353,192	5.500747%	251,081.53
Town of Mountain	157,896,600	25.590955%	1,121,395.78
Town of Riverview	147,122,127	23.497615%	1,044,874.51
Town of Spruce	792,902	0.124913%	5,631.26
Village of Suring	20,987,635	3.312576%	149,056.06
Total	633,409,510	100.000000%	4,498,531.00
Mill Rate		0.710208945%	

History of Equalized Value, Tax Levy and Mil Rate				
Year	Valuation	Increase in Valuation	Tax Levy	Mil Rate
1999-2000	286,896,200	13.89%	2,965,106	10.33
2000-2001	333,194,949	16.14%	3,263,810	9.77
2001-2002	366,445,121	9.98%	3,572,047	9.75
2002-2003	422,648,916	15.34%	3,871,534	9.16
2003-2004	476,575,331	12.76%	4,030,425	8.46
2004-2005	492,699,936	3.38%	4,190,398	8.51
2005-2006	519,231,695	5.38%	4,308,595	8.30
2006-2007	570,082,101	9.79%	4,524,313	7.94
2007-2008	610,491,443	7.09%	4,577,255	7.58
2008-2009	628,264,131	2.91%	4,775,914	7.60
2009-2010	630,146,694	0.30%	4,762,165	7.55
2010-2011	635,403,829	0.83%	4,830,056	7.60
2011-2012	625,216,799	-1.60%	4,543,167	7.15
2012-2013	610,589,928	-2.34%	4,376,657	6.84
2013-2014	605,032,387	-0.91%	4,465,879	7.31
2014-2015	612,851,306	1.29%	4,211,935	6.87
2015-2016	602,548,043	-1.68%	4,486,106	7.44
2016-2017	610,596,266	1.34%	4,497,051	7.37
2017-2018	629,855,357	3.15%	4,537,897	7.20
2018-2019	633,409,510	0.56%	4,498,531	7.10

District Summary Information

Year	Revenue Limit	Change Over Prior Year	Percentage Change Over Prior Year	One Year Declining Enrollment Exemption
2011-12	\$4,571,663	-335,470	-6.84%	\$206,100
2012-13	\$4,390,198	-181,465	-3.97%	\$160,109
2013-14	\$4,447,097	+56,899	+1.30%	\$227,836
2014-15	\$4,159,857	-287,240	-6.45%	\$105,250
2015-16	\$4,708,235	+548,378	+13.18%	\$28,704
2016-17	\$4,690,822	-17,413	-.37%	\$38,344
2017-18	\$4,678,170	-12,652	-.27%	\$67,102
2018-19	\$4,617,315	-60,855	-1.30	\$57,516

Year	Revenue Limit	State Aid Portion	% of Revenue Limit	Tax Levy Portion	% of Revenue Limit
2011-12	4,571,663	372,459	8.15%	4,197,938	91.83%
2012-13	4,390,198	316,231	7.20%	4,072,722	92.77%
2013-14	4,447,097	268,602	6.04%	4,152,329	93.37%
2014-15	4,159,857	228,154	5.48%	3,905,375	93.91%
2015-16	4,708,235	193,788	4.11%	4,485,971	95.89%
2016-17	4,690,822	165,135	3.52%	4,497,051	96.48%
2017-18	4,678,170	140,251	2.99%	4,537,919	97.01%
2018-19	4,617,315	119,095	2.57%	4,491,469	97.43%

Enrollment Pk-12	Students	Increase/Decrease	Three Year Average	Increase/Decrease	Equalized Value Per Student
2011-12	446	-43	471	-20	\$1,294,360
2012-13	428	-18	454	-17	\$1,408,556
2013-14	423	-5	432	-22	\$1,413,832
2014-15	410	-13	420	-12	\$1,413,928
2015-16	421	+11	418	-2	\$1,473,564
2016-17	411	-10	414	-4	\$1,435,163
2017-18	394	-17	409	-5	\$1,493,460
2018-19	401	+7	402	-7	\$1,611,301

Open Enrollment -as of 3 rd Friday	2004-05	2005-06	2006-07	2007-08	2008-09	2009-10	2010-11	2011-12	2012-13	2013-14	2014-15	2015-16	2016-17	2017-18	2018-19
Nonresident student attending Suring district	16	20	24	29	29	28	24	24	26	24	24	19	23	25	30
Suring District resident students attending a nonresident district	16	18	19	22	20	23	30	33	40	41	41	43	52	52	54

School Census as of 6/30/18

TOTALS-----607

Age	-1	1	2	3	4	5	6	7	8	9	10	11	12	13	14	15	16	17	18	19	20
#	7	10	9	19	22	32	25	33	23	42	34	37	40	36	43	34	31	33	40	33	24

VILLAGE OF SURING-----107

#	1	0	4	1	3	6	3	7	4	8	5	7	6	8	8	7	9	6	8	4	2
---	---	---	---	---	---	---	---	---	---	---	---	---	---	---	---	---	---	---	---	---	---

BAGLEY-----31

#	0	0	0	1	2	0	1	0	1	3	1	2	2	1	2	2	2	1	4	4	2
---	---	---	---	---	---	---	---	---	---	---	---	---	---	---	---	---	---	---	---	---	---

BREED-----101

#	2	1	0	2	4	2	3	7	5	6	6	7	10	9	8	6	2	3	9	5	4
---	---	---	---	---	---	---	---	---	---	---	---	---	----	---	---	---	---	---	---	---	---

DOTY-----16

#	0	0	0	0	0	1	3	1	0	1	2	0	0	0	1	1	0	1	1	3	1
---	---	---	---	---	---	---	---	---	---	---	---	---	---	---	---	---	---	---	---	---	---

HOW-----102

#	2	6	1	6	3	6	3	6	4	6	9	7	5	6	6	3	4	5	5	5	4
---	---	---	---	---	---	---	---	---	---	---	---	---	---	---	---	---	---	---	---	---	---

MAPLE VALLEY-----92

#	0	0	2	2	4	5	5	2	5	8	3	4	7	6	9	8	6	5	4	3	4
---	---	---	---	---	---	---	---	---	---	---	---	---	---	---	---	---	---	---	---	---	---

MOUNTAIN-----103

#	2	2	2	5	6	7	3	9	1	5	5	7	7	3	5	5	7	8	6	5	3
---	---	---	---	---	---	---	---	---	---	---	---	---	---	---	---	---	---	---	---	---	---

RIVERVIEW-----55

#	0	1	0	2	0	5	4	1	3	5	3	3	3	3	4	2	1	4	3	4	4
---	---	---	---	---	---	---	---	---	---	---	---	---	---	---	---	---	---	---	---	---	---

SPRUCE-----0

#	0	0	0	0	0	0	0	0	0	0	0	0	0	0	0	0	0	0	0	0	0
---	---	---	---	---	---	---	---	---	---	---	---	---	---	---	---	---	---	---	---	---	---

**SURING PUBLIC SCHOOL DISTRICT 2018-2019
ADMINISTRATION, INSTRUCTIONAL STAFF, SUPPORT STAFF**

Administration	CESA 8 Staff Serving the District
Casper, Kelly-District Administrator	Christenson, Shawn-Physical Therapist
Berg, Pamela-Principal	Mavis, Jennifer- Occupational Therapist
Pendl, Michelle-Dir.Special Education/PST/Dir.of Curriculum	Micke, Sandra-Hearing Impairment
	Moyle, David-Visually Impaired/Orientation Mobility
	Valley, Megan-Occupational Therapy Assistant
Instructional Staff	Warren, Kirk-Psychologist
Bedroske, Lucas-Mathematics, 12Ad, Prom Ad	TBD-Speech Therapy
Breed, Charles-Grade 5	
Breed, Jennifer-Kindergarten, JrH Forensics Ad	Support Staff
Buhrandt, Tammy-Grade 2	Aides ----- Barbara Gerndt
Cahoon-Draus, Laurie-Librarian	Robin Wozniak
Dickson, Becky-Business Education, 12Ad , FBLA Ad	Teri Gardebrecht
Doherty, Andrew-Learning Disabilities	Vicki Gardebrecht
Garrigan, Terry-Grade 4, Athletic Coach	Amber Wozniak
Gerndt, Heidi-Phy Ed, Health, 11Ad , "S" ClubAd, Ath Dir, Ath Coach	Desiree Frank
Hoverson-Boehmer, Kaci-Instrumental & General Music	Susan Leurquin
Jahnke, Erin-Guidance Counselor, 9Ad, PBIS Student Ad	Michele Simpson
Keeffe, James-Mathematics, 10Ad, Prom Ad, Athletic Coach	Holly Zeitler
Kozelek, Vanessa-Cognitive Disabilities	Anna Ackley
Kruschke, Tonia-Title I, Rd Specialist, HS ForAd,JrH StC Ad, Ath Coach	Sarah Losurdo
Lojpersberger, Joe-Phy Ed, Health, 10Ad , Co-St C Ad, Athletic Coach	Mckenzie Soderbeck
Lojpersberger, Laura-English, Athletic Coach	Clerical -----District Secretary - Sharon Jansen
Mahoney, Karen-Early Childhood, 4K	District Bookkeeper - Amy Hermsen
Martin, Tracy- Elementary Multi-Categorical	Elementary Secretary - Amy Regal
Nelsen, Laurie-Grade 4	High School Secretary - Melissa Hischke
Robinson, Matthew-Social Studies	Maintenance and Custodial -----Gregory Jaeger, S
Runge, Kathy-Middle School, NHS Ad	Karen Christensen
Smith, Mary-Agriculture, FFA Ad	Cindy Steffek
Stegeman, Nancy-Grade 1, Athletic Coach	Mike Druckrey
Stocki, Stacy-English	Program Coordinator-(After School)----Cindy Doherty
Szwet, Mitchell-Indust Arts, Co-St C Ad	School Lunch Personnel ----- Cindy Scheunemann, S
Taylor, Mitchell-Grade 3, Athletic Coach	Donna Winkler
Trader, Kristen-German, English, Hi-Q Ad, Acad Bowl Ad	Deborah McDermid
Wagner, Monica-Biology, Science, 9Ad, Athletic Coach	Lisa Miller
Wagner, Shaun-Science, Chem, Physics, 11Ad, "S" Ad, Ath Coach	Technology -----Laura Strehlow
Williams, Amy-JrH Multi-Categorical	
Williams, Celena-Art	Community Coaches
Woulf, Mitchel-LTS Social Studies	Cramer, Gina-JrH Track Assistant
TBD-Vocal & General Music	Fenendael, Jennifer-JrH Volleyball
	Keinath, Rachel-JrH Volleyball, JrH Boys Basketball
	Thomson, Paul-JrH Football
	Whisman, Chad-JrH Football