

Suring Public School District



Budget Hearing and Annual Meeting

Monday, October 26, 2020

Small Gym

5:30 p.m.

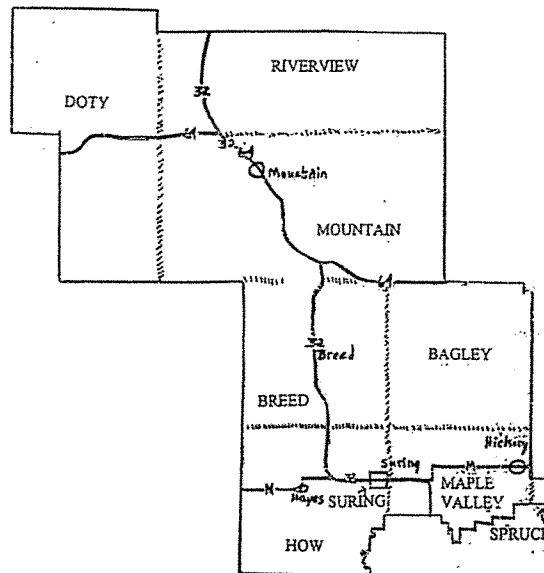
BOARD OF EDUCATION MEMBERS

Wayne Sleeter, President	920-590-0987
Dennis Piepkorn, Vice President	920-590-1680
Cathleen Lundgren, Clerk	715-850-1798
Wendy Wozniak, Treasurer	920-842-4227
David Lally	920-660-1105
Gary Regal	920-842-9892
Amanda Seibert	715-850-3800

REGULAR SCHOOL BOARD MEETING CALENDAR

Monday, October 26, 2020 (Annual Meeting)	5:30 P.M.	Small Gym
Wednesday, November 11, 2020	5:30 P.M.	TBD
Wednesday, December 9, 2020	5:30 P.M.	TBD
Wednesday, January 13, 2021	5:30 P.M.	Board Room #300
Wednesday, February 10, 2021	5:30 P.M.	Board Room #300
Wednesday, March 10, 2021	5:30 P.M.	Board Room #300
Wednesday, April 14, 2021	5:30 P.M.	Board Room #300
Wednesday, May 12, 2021	5:30 P.M.	Board Room #300
Wednesday, June 9, 2021	5:30 P.M.	Board Room #300
Wednesday, July 14, 2021	5:30 P.M.	Board Room #300
Wednesday, August 11, 2021	5:30 P.M.	Board Room #300
Wednesday, September 8, 2021	5:30 P.M.	Board Room #300
Wednesday, October 13, 2021	5:30 P.M.	Board Room #300

SURING PUBLIC SCHOOL DISTRICT



Suring Public School District

411 East Algoma Street
PO Box 158
Suring, Wisconsin 54174

920-842-2178



Kelly C. Casper
District Administrator

Pamela E. Berg
4K-12 Principal

To: The Electors:
Date: October 26, 2020

Welcome to the Annual Meeting of the Suring Public School District and thank you for taking an active part in the important job of educating our children.

As board members and administration, we wanted to make the budget and operation of our district easy to understand. The information provided is for the purpose of helping you become better acquainted with your school. Sections of this booklet have been color coded to help separate important areas of information.

Board of Education Members, Meeting Dates, School District Map (Purple)
Agenda, Minutes of the 2019 Annual Meeting, 2020 Resolutions (Gold)
Proposed 2020-2021 Budget (White)
District Summary Information, General School Information (Ivory)

Preparing this year's budget again has been extremely difficult. School districts in Wisconsin continue to operate under legislative revenue caps. The revenue caps are determined by a districts' student enrollment. The changes in the state budget may cause a reduction in money available for education.

The board presents to the public a budget for the 2020-21 school year with a general fund tax levy of \$4,724,917. This compares with our 2019-2020 general fund tax levy of \$4,427,146.

The board and administration would like to thank all those who volunteer their efforts in making a good school system even better. The Suring Public School District will continue to request your suggestions for improvement and support for our school programs. We strive to educate our students at a reasonable cost while serving the goals of society and our community. This task is challenging, but with your cooperation and support, we can achieve our mutual goal of an excellent educational system.

If you have questions concerning our school or its operation, please feel free to contact me or any school board member, administrator, or teacher to get first-hand information. Your continued support of the Suring Public School District and its educational programs is greatly appreciated.

Respectfully submitted,
Wayne Sleeter – School Board President
Cathleen Lundgren – School Board Clerk
David Lally – School Board Member
Gary Regal – School Board Member

Dennis Piepkorn – School Board Vice-President
Wendy Wozniak – School Board Treasurer
Amanda Seibert – School Board Member
Kelly Casper – District Administrator

ANNUAL MEETING
BUDGET HEARING

SURING PUBLIC SCHOOL DISTRICT
MONDAY, OCTOBER 26, 2020
SURING SCHOOL
5:30 P.M.

AGENDA

1. Call Meeting to Order
2. Introduce Board Members
3. Elect Annual Meeting Chairperson
4. Minutes of last Annual Meeting
5. Budget Presentation and Hearing

RESOLUTIONS

6. Set Salaries of School Board Members:
 - A. Present Salaries:

President:	\$1,950
Clerk:	\$1,900
Treasurer:	\$1,750
Member:	\$1,750

7. Authorize reimbursements for expenses of School Board members when traveling outside of district in performance of duties
8. Authorize sale of property, including equipment, no longer needed by the district
9. Food Service Program
10. Tax Levy
 - A. General Operation (Fund 10)
 - B. Community Service (Fund 80)
11. Set the date and time of the 2021 Annual Meeting
12. Conducting any other school business as authorized under Chapter 120.10 of the Wisconsin Statutes. "Powers of the Annual District Meeting".
13. Community Comments
14. Approve Minutes of Meeting
15. Adjourn

***A building tour will follow the Annual Meeting for those interested**

ANNUAL MEETING

SURING PUBLIC SCHOOL DISTRICT

920-842-2178

411 E. Algoma Street, Suring WI 54174

Monday, October 28, 2019 - 5:30 P.M. - Board Room #300

The Annual Meeting of the Suring Public School District was called to order by Board President Sleeter.

Pledge of Allegiance

Board Members present: Dennis Piepkorn, Eugene School, Jr., Amanda Seibert, Wayne Sleeter, Wendy Wozniak. Absent: Cathy Lundgren, Mark Strehlow.

Administration present: Kelly Casper.

Visitors present: Greg Lechleitner, Greg Jaeger, Lowell Suring, Becky Dickson, Melissa Hischke, Leslie Steffek, Amy Hermsen, Karen Christensen, Donna-Mae Schelk, Laura Strehlow, Joy Rohde.

Motion by Dennis Piepkorn, seconded by Eugene School, to nominate Wayne Sleeter as Annual Meeting Chairman. Motion Carried.

The public was satisfied with the printed minutes of the 2018 Annual Meeting and did not want them read.

Motion by Lowell Suring, Town of Maple Valley, seconded by Becky Dickson, Town of How, to accept the minutes as presented from last years meeting without being read. Motion Carried.

District Administrator Kelly Casper presented the budget for the 2019-20 school year. In her presentation she again shared how open-enrollment has affected the budget.

Motion by Greg Lechleitner, Town of Bagley, seconded by Lowell Suring, Town of Maple Valley, to accept the budget. Motion Carried.

Motion by Becky Dickson, Town of How, seconded by Greg Jaeger, Town of Breed, to close the budget hearing. Motion Carried.

Motion by Greg Lechleitner, Town of Bagley, seconded by Melissa Hischke, Town of How, to approve the resolution: Be it resolved by the electors of the Suring Public School District, Oconto County, Wisconsin, the following yearly salaries be adopted for the members of the Board of Education for 2019-2020 as: President \$1950, Clerk \$1900, Treasurer \$1750, Members \$1750 per year. Motion Carried.

Motion by Donna-Mae Schelk, Village of Suring, seconded by Leslie Steffek, Village of Suring, to approve the resolution: Be it resolved by the electors of the Suring Public School District, Oconto County, Wisconsin, to authorize the reimbursement to the state convention participants \$200 for four days or \$50 per day and to authorize reimbursement of expenses of Board Members when traveling outside of the district in the performance of duties. In addition, the mileage reimbursement at the federal rate will be paid to board members to attend regular and special board meetings - less mileage at convention and following the guidelines as found in the handbook for meals. Motion Carried.

Motion by Leslie Steffek, Village of Suring, seconded by Becky Dickson, Town of How, to approve the resolution: Be it resolved that electors of the Suring Public School District, Oconto County, Wisconsin, authorize the sale of any property, including equipment, belonging to and not needed by the said district for school purposes. Be it further resolved that the conduct of the sale of such property be determined by said Board of Education. Motion Carried.

Motion by Melissa Hischke, Town of How, seconded by Donna-Mae Schelk, Village of Suring, to approve the resolution: Be it resolved that the Board of Education of the Suring Public School District of Oconto County, Wisconsin, is directed to furnish hot lunches and milk to any and all students attending the Suring Public School and also to provide a breakfast program for students in grades Pk-12 at such places and times and such cost as shall be set by said School Board, and the School Board is hereby authorized to pay any deficiency which may result from said lunch and breakfast program. Motion Carried.

Motion by Lowell Suring, Town of Maple Valley, seconded by Leslie Steffeck, Village of Suring, to approve the resolution: Be it resolved that there shall be levied upon the taxable property of the Suring Public School District, Oconto County, Wisconsin, for the purpose of defraying the cost for the 2019-2020 school year, the sum of \$4,427,146 for the operation and maintenance of Fund 10 and \$10,000 for the operation of Fund 80. Motion Carried.

Motion by Greg Jaeger, Town of Breed, seconded by Laura Strehlow, Town of How, to set the date and time of the 2020 Annual Meeting on Monday, October 26, 2020 at 5:30 pm. Motion Carried.

There was no other school business discussion at this time as authorized under Chapter 120.10 of the Wisconsin Statutes.


Community comments included discussion on referendum amounts and how much the fall newsletter is enjoyed.

Motion by Lowell Suring, Town of Maple Valley, seconded by Karen Christensen, Town of Bagley, to approve the minutes of the 2019 Annual Meeting. Motion Carried.

Motion by Leslie Steffeck, Village of Suring, seconded by Becky Dickson, Town of How, to adjourn the 2019 Annual Meeting. Motion Carried.

Wendy Wozniak, Appointed Board Clerk

Time 6:08 P.M.

A handwritten signature in cursive script that reads "Wendy Wozniak".

2020 ANNUAL MEETING RESOLUTIONS

Agenda Item #

6. Set Salaries of School Board Members

Present salaries are as follows for each of the seven members of the Board of Education:

- President: \$1,950
- Clerk: \$1,900
- Treasurer: \$1,750
- Member: \$1,750

Resolution: Be it resolved by the electors of the Suring Public School District, Oconto County, Wisconsin, the following yearly salaries be adopted for the members of the Board of Education for 2020-21. (Section 120.10(3) Wis. Stat.)

President: _____ Clerk: _____
 Treasurer: _____ Member: _____

Motion by: _____
 Seconded by: _____

7. Reimbursement for Expenses of School Board Members

Resolution: Be it resolved by the electors of the Suring Public School District, Oconto County, Wisconsin, to authorize the reimbursement to the state convention participants \$200 for four days or \$50 per day and to authorize reimbursement of expenses of Board Members when traveling outside of the district in the performance of duties. In addition, the mileage reimbursement at the federal rate will be paid to board members to attend regular and special board meetings – less mileage at convention and following the guidelines as found in the handbook for meals. (Section 120.10(4) Wis. Stat.)

Motion by: _____
 Seconded by: _____

8. Sale of Property, Including Equipment, No Longer Needed by the District

Resolution: Be it resolved that electors of the Suring Public School District, Oconto County, Wisconsin, authorize the sale of any property, including equipment, belonging to and not needed by the said district for school purposes. Be it further resolved that the conduct of the sale of such property be determined by said Board of Education. (Section 120.10(12) Wis. Stat.)

Motion by: _____
 Seconded by: _____

9. Food Service Program

Resolution: Be it resolved that the Board of Education of the Suring Public School District of Oconto County, Wisconsin, is directed to furnish hot lunches and milk to any and all students attending the Suring Public School and also to provide a breakfast program for students in grades Pk-12 at such places and times and such cost as shall be set by said School Board, and the School Board is hereby authorized to pay any deficiency which may result from said lunch and breakfast program. (Section 20.10(16) Wis. Stat.)

Motion by: _____
 Seconded by: _____

10. Tax Levy

Resolution: Be it resolved that there shall be levied upon the taxable property of the Suring Public School District, Oconto County, Wisconsin, for the purpose of defraying the cost for the 2020-2021 school year, the sum of \$4,724,917 for the operation and maintenance of Fund 10. (Section 120.10(8) Wis. Stat.)

Motion by: _____
 Seconded by: _____

Blank Page

2020-2021

PROPOSED BUDGET

SURING PUBLIC SCHOOL DISTRICT

OCTOBER 26, 2020

The 2020-2021 proposed General Fund Levy - Fund 10 is \$4,724,917 requiring a mil rate of .00723610. The tax levy is applied to an equalized value of \$652,964,569.

Levy certification to the municipalities is based on the October, 2020 equalized valuation received from the Wisconsin Department of Revenue.

DEPARTMENT OF PUBLIC INSTRUCTION
2020-21 REVENUE LIMIT WORKSHEET

DISTRICT:	Suring	5670	2020-21 Revenue Limit Worksheet
DATA AS OF 10/20/2020, 8:00AM Line 1 Amount May Not Exceed Line 11 - (Line 7B+Line 10) of Final 19-20 Revenue Limit			
2019-20 General Aid Certification (19-20 Line 12A, src 621)	+	101,174	(from left)
2019-20 Computer Aid Received (19-20 Line 12C, Src 691)	+	1,216	(from left)
2019-20 Hi Pov Aid (19-20 Line 12B, Src 628)	+	26,579	(with cents)
2019-20 Aid for Exempt Personal Property (19-20 Line 12D, Src 691)	+	5,035	
2019-20 Fnd 10 Levy Cert (19-20 Line 14A, Levy 10 Src 211)	+	4,427,146	
2019-20 Fnd 38 Levy Cert (19-20 Line 14B, Levy 38 Src 211)	+	0	
2019-20 Fnd 41 Levy Cert (19-220 Line 14C, Levy 41 Src 211)	+	0	
2019-20 Aid Penalty for Over Levy (19-20 FINAL Rev Limit Wksht)	-	725,097	(from left)
2019-20 Total Levy for All Levied Non-Recruing Exemptions*	-	3,836,053	(rounded)
NET 2020-21 Base Revenue Built from 2019-20 Data (Line 1)	=		3,890,000
*For the Non-Recruing Exemptions Levy Amount, enter actual amount for which district levied; (7B Hold Harmless, Non-Recruing Referenda, Declining Enrollment, Energy Efficiency Exemption, Refunded/Rescinded Taxes, Prior Year Open Enrollment Pupils, Reduction for Ineligible Fund 80 Expendts, Other Adjustments, Private School Voucher Aid Deduction, Private School Special Needs Voucher Aid Deduction)			
September & Summer FTE Membership Averages			
Count Ch. 220 Inter-District Resident Transfer Pupils @ 75%.			
Line 2: Base Avg: $((17+.4ss)+(18+.4ss)+(19+.4ss)) / 3 =$	2017	2018	2019
Summer FTE:	8	7	393
% (40,40,40)	3	3	
Sept FTE:	382	391	398
New ICS - Independent Charter Schools FTE	0	0	0
Total FTE	385	394	401
Line 6: Curr Avg: $((18+.4ss)+(19+.4ss)+(20+.4ss)) / 3 =$	2018	2019	2020
Summer FTE:	8	7	1
% (40,40,40)	3	3	0
Sept FTE:	391	398	371
New ICS - Independent Charter Schools FTE	0	0	0
Total FTE	394	401	371
The Line 6 "Current Average" shown above is used for Revenue Limits. The average used for Per Pupil Aid does not include "New ICS - Independent Charter Schools FTE." The PPA average appears below after data is entered for 2020:			
		389	
Line 10B: Declining Enrollment Exemption =			
Average FTE Loss (Line 2 - Line 6, if > 0)			40,000
X (Line 5, Maximum 2020-2021 Revenue per Memb) =		X 1.00	4
Non-Recruing Exemption Amount:			10,000.00
			40,000
Fall 2020 Property Values			
2020 TIF-Out Tax Apportionment Equalized Valuation			652,964,569
13. Allowable Limited Revenue: (Line 11 - Line 12) (10, 38, 41 Levies)			
14. Total Limited Revenue To Be Used (A+B+C) Entries Required Below: Enter amnts needed by purpose and fund:			
A. Gen Operations: Fnd 10 Src 211			4,724,917 (Proposed Fund 10)
B. Non-Referendum Debt (inside limit) Fund 38 Src 211			0 (to Budget Rpt)
C. Capital Exp. Annual Meeting Approved: Fund 41 Src 211			0 (to Budget Rpt)
15. Total Revenue from Other Levies (A+B+C+D)			0
A. Referendum Apprvd Debt (Fund 39 Debt-Src 211)			0
B. Community Services (Fund 60 Src 211)			0 (to Budget Rpt)
C. Prior Year Levy Chargeback for Uncollectible Taxes (Src 212)			0 (to Budget Rpt)
D. Other Levy Revenue - Milwaukee & Kenosha Only			0 (to Budget Rpt)
16. Total Fall, 2020 ESTIMATED All Fund Tax Levy (14A + 14B + 14C + 15)			4,724,917
Line 16 is the total levy to be apportioned in the PI-401.			Levy Rate = 0.00723610

SURING PUBLIC SCHOOL DISTRICT BUDGET PUBLICATION 2020-21			
GENERAL FUND	Audited 2018-19	Unaudited 2019-20	Budget 2020-21
Beginning Fund Balance	3,674,140.06	4,288,382.68	4,556,069.44
Ending Fund Balance	4,288,382.68	4,556,069.44	4,313,475.44
REVENUES & OTHER FINANCING SOURCES			
Transfers-In (Source 100)	0.00	0.00	0.00
Local Sources (Source 200)	4,549,043.53	4,491,690.55	4,768,917.00
Inter-district Payments (Source 300 + 400)	244,097.34	208,392.00	305,035.00
Intermediate Sources (Source 500)	3,719.00	4,464.93	3,472.00
State Sources (Source 600)	977,907.13	1,070,325.88	983,270.00
Federal Sources (Source 700)	378,645.59	291,762.11	358,428.00
All Other Sources (Source 800 + 900)	21,532.66	16,545.95	15,000.00
TOTAL REVENUES & OTHER FINANCING SOURCES	6,174,945.25	6,083,181.42	6,434,122.00
EXPENDITURES & OTHER FINANCING USES			
Instruction (Function 100 000)	2,308,187.68	2,367,986.82	2,657,292.00
Support Services (Function 200 000)	2,383,541.02	2,487,611.98	2,990,496.00
Non-Program Transactions (Function 400 000)	868,973.93	959,895.86	1,028,928.00
TOTAL EXPENDITURES & OTHER FINANCING USES	5,560,702.63	5,815,494.66	6,676,716.00
SPECIAL PROJECTS FUND			
Beginning Fund Balance	4,100.00	1,290.84	6,096.76
Ending Fund Balance	1,290.84	6,096.76	4,096.76
REVENUES & OTHER FINANCING SOURCES	830,001.11	942,304.06	955,542.00
EXPENDITURES & OTHER FINANCING USES	832,810.27	937,498.14	957,542.00
FOOD SERVICE FUND			
Beginning Fund Balance	45,942.66	44,252.94	43,934.62
Ending Fund Balance	44,252.94	43,934.62	43,934.62
REVENUES & OTHER FINANCING SOURCES	193,063.27	216,535.79	177,948.00
EXPENDITURES & OTHER FINANCING USES	194,752.99	216,854.11	177,948.00
COMMUNITY SERVICE FUND			
Beginning Fund Balance	0.00	4,997.78	12,074.86
Ending Fund Balance	4,997.78	12,074.86	630.86
REVENUES & OTHER FINANCING SOURCES	7,062.00	10,000.00	0.00
EXPENDITURES & OTHER FINANCING USES	2,064.22	2,922.92	11,444.00
Total Expenditures and Other Financing Uses			
ALL FUNDS	Audited 2018-19	Unaudited 2019-20	Budget 2020-21
GROSS TOTAL EXPENDITURES -- ALL FUNDS	6,590,330.11	6,972,769.83	7,823,650.00
Interfund Transfers (Source 100) - ALL FUNDS	498,234.20	594,917.06	603,724.00
Refinancing Expenditures (FUND 30)	0.00	0.00	0.00
NET TOTAL EXPENDITURES -- ALL FUNDS	6,092,095.91	6,377,852.77	7,219,926.00
PERCENTAGE INCREASE -- NET TOTAL FUND EXPENDITURES FROM PRIOR YEAR		4.69%	13.20%
PROPOSED PROPERTY TAX LEVY			
FUND	Audited 2018-19	Unaudited 2019-20	Budget 2020-21
General Fund	4,491,469.00	4,427,146.00	4,724,917.00
Referendum Debt Service Fund	0.00	0.00	0.00
Non-Referendum Debt Service Fund	0.00	0.00	0.00
Capital Expansion Fund	0.00	0.00	0.00
Community Service Fund	7,062.00	10,000.00	0.00
TOTAL SCHOOL LEVY	4,498,531.00	4,437,146.00	4,724,917.00
PERCENTAGE INCREASE -- TOTAL LEVY FROM PRIOR YEAR		-1.36%	6.49%

SURING PUBLIC SCHOOL DISTRICT BUDGET ADOPTION 2020-2021			
GENERAL FUND (FUND 10)	Audited 2018-19	Unaudited 2019-20	Budget 2020-21
Beginning Fund Balance (Account 930 000)	3,674,140.06	4,288,382.68	4,556,069.44
Ending Fund Balance, Nonspendable (Acct. 935 000)	0.00	0.00	0.00
Ending Fund Balance, Restricted (Acct. 936 000)	4,029.92	0.00	0.00
Ending Fund Balance, Committed (Acct. 937 000)	0.00	0.00	0.00
Ending Fund Balance, Assigned (Acct. 938 000)	0.00	0.00	0.00
Ending Fund Balance, Unassigned (Acct. 939 000)	4,284,352.76	4,556,069.44	4,313,475.44
TOTAL ENDING FUND BALANCE (ACCT. 930 000)	4,288,382.68	4,556,069.44	4,313,475.44
REVENUES & OTHER FINANCING SOURCES			
100 Transfers-in	0.00	0.00	0.00
Local Sources			
210 Taxes	4,492,580.74	4,427,146.00	4,725,917.00
240 Payments for Services	0.00	0.00	0.00
260 Non-Capital Sales	3,580.51	2,236.96	2,500.00
270 School Activity Income	17,976.27	14,482.25	6,500.00
280 Interest on Investments	16,793.82	29,319.36	22,000.00
290 Other Revenue, Local Sources	18,112.19	18,505.98	12,000.00
Subtotal Local Sources	4,549,043.53	4,491,690.55	4,768,917.00
Other School Districts Within Wisconsin			
310 Transit of Aids	27,221.00	0.00	0.00
340 Payments for Services	216,876.34	208,392.00	305,035.00
380 Medical Service Reimbursements	0.00	0.00	0.00
390 Other Inter-district, Within Wisconsin	0.00	0.00	0.00
Subtotal Other School Districts within Wisconsin	244,097.34	208,392.00	305,035.00
Intermediate Sources			
510 Transit of Aids	0.00	0.00	0.00
530 Payments for Services from CCDEB	0.00	0.00	0.00
540 Payments for Services from CESA	3,719.00	4,464.93	3,472.00
580 Medical Services Reimbursement	0.00	0.00	0.00
590 Other Intermediate Sources	0.00	0.00	0.00
Subtotal Intermediate Sources	3,719.00	4,464.93	3,472.00
State Sources			
610 State Aid -- Categorical	61,992.93	67,029.98	67,635.00
620 State Aid -- General	119,095.00	127,753.00	112,554.00
630 DPI Special Project Grants	7,575.00	3,475.50	3,539.00
640 Payments for Services	0.00	0.00	0.00
650 Student Achievement Guarantee in Education (SAGE Grant)	143,079.61	138,506.45	129,500.00
660 Other State Revenue Through Local Units	8,578.33	9,562.72	9,000.00
690 Other Revenue	637,586.26	723,998.23	661,042.00
Subtotal State Sources	977,907.13	1,070,325.88	983,270.00
Federal Sources			
710 Federal Aid - Categorical	0.00	0.00	0.00
720 Impact Aid	0.00	0.00	0.00
730 DPI Special Project Grants	141,866.68	86,665.88	183,472.00
750 IASA Grants	96,938.04	88,401.03	61,217.00
760 JTPA	0.00	0.00	0.00
770 Other Federal Revenue Through Local Units	0.00	0.00	0.00
780 Other Federal Revenue Through State	92,897.87	91,284.20	86,000.00
790 Other Federal Revenue - Direct	46,943.00	25,411.00	27,739.00
Subtotal Federal Sources	378,645.59	291,762.11	358,428.00
Other Revenues			
960 Adjustments	5,699.00	8,148.00	6,000.00
970 Refund of Disbursement	11,859.40	4,780.95	6,000.00
980 Medical Service Reimbursement	0.00	0.00	0.00
990 Miscellaneous	3,974.26	3,617.00	3,000.00
Subtotal Other Revenues	21,532.66	16,545.95	15,000.00
TOTAL REVENUES & OTHER FINANCING SOURCES	6,174,945.25	6,083,181.42	6,434,122.00

SURING PUBLIC SCHOOL DISTRICT BUDGET ADOPTION 2020-2021

GENERAL FUND (FUND 10)	Audited 2018-19	Unaudited 2019-20	Budget 2020-21
EXPENDITURES & OTHER FINANCING USES			
<i>Instruction</i>			
110 000 Undifferentiated Curriculum	918,055.61	898,937.54	1,040,551.00
120 000 Regular Curriculum	862,235.65	946,837.59	1,000,034.00
130 000 Vocational Curriculum	258,284.37	256,822.18	297,553.00
140 000 Physical Curriculum	147,222.96	160,895.50	173,145.00
160 000 Co-Curricular Activities	122,179.09	104,279.01	145,009.00
170 000 Other Special Needs	210.00	215.00	1,000.00
Subtotal Instruction	2,308,187.68	2,367,986.82	2,657,292.00
<i>Support Sources</i>			
210 000 Pupil Services	79,005.90	69,873.14	167,513.00
220 000 Instructional Staff Services	242,129.15	365,365.91	418,624.00
230 000 General Administration	300,195.21	308,409.86	330,340.00
240 000 School Building Administration	258,954.66	251,603.21	279,635.00
250 000 Business Administration	1,154,013.70	1,225,940.52	1,454,402.00
260 000 Central Services	5,054.09	4,701.25	10,582.00
270 000 Insurance & Judgments	34,005.00	54,071.43	45,285.00
280 000 Debt Services	0.00	0.00	0.00
290 000 Other Support Services	310,183.31	207,646.66	284,115.00
Subtotal Support Sources	2,383,541.02	2,487,611.98	2,990,496.00
<i>Non-Program Transactions</i>			
410 000 Inter-fund Transfers	498,234.20	594,917.06	603,724.00
430 000 Instructional Service Payments	370,739.73	364,978.80	425,204.00
490 000 Other Non-Program Transactions	0.00	0.00	0.00
Subtotal Non-Program Transactions	868,973.93	959,895.86	1,028,928.00
TOTAL EXPENDITURES & OTHER FINANCING USES	5,560,702.63	5,815,494.66	6,676,716.00
SPECIAL PROJECT FUNDS (FUNDS 21, 23, 29)	Audited 2018-19	Unaudited 2019-20	Budget 2020-21
900 000 Beginning Fund Balance	4,100.00	1,290.84	6,096.76
900 000 Ending Fund Balance	1,290.84	6,096.76	4,096.76
REVENUES & OTHER FINANCING SOURCES	28,947.50	5,800.00	0.00
100 000 Instruction	31,302.96	0.00	2,000.00
200 000 Support Services	453.70	994.08	0.00
400 000 Non-Program Transactions	0.00	0.00	0.00
TOTAL EXPENDITURES & OTHER FINANCING USES	31,756.66	994.08	2,000.00

SURING PUBLIC SCHOOL DISTRICT BUDGET ADOPTION 2020-2021			
SPECIAL EDUCATION FUND (FUND 27)	Audited 2018-19	Unaudited 2019-20	Budget 2020-21
900 000 Beginning Fund Balance	0.00	0.00	0.00
900 000 Ending Fund Balance	0.00	0.00	0.00
REVENUES & OTHER FINANCING SOURCES			
100 Transfers-in	498,234.20	594,917.06	603,724.00
<i>Intermediate Sources</i>			
510 Transit of Aids	29,764.36	15,397.27	26,686.00
530 Payments for Services from CCDEB	0.00	0.00	0.00
540 Payments for Services from CESA	0.00	0.00	0.00
580 Medical Services Reimbursement	0.00	0.00	0.00
590 Other Intermediate Sources	0.00	0.00	0.00
Subtotal Intermediate Sources	29,764.36	15,397.27	26,686.00
<i>State Sources</i>			
610 State Aid -- Categorical	117,237.00	139,677.00	161,739.00
620 State Aid -- General	0.00	0.00	0.00
630 DPI Special Project Grants	0.00	0.00	0.00
640 Payments for Services	0.00	0.00	0.00
650 Achievement Gap Reduction (AGR grant)	0.00	0.00	0.00
690 Other Revenue	0.00	0.00	0.00
Subtotal State Sources	117,237.00	139,677.00	161,739.00
<i>Federal Sources</i>			
710 Federal Aid - Categorical	0.00	0.00	0.00
730 DPI Special Project Grants	123,993.75	163,590.28	135,393.00
750 IASA Grants	0.00	0.00	0.00
760 JTPA	0.00	0.00	0.00
770 Other Federal Revenue Through Local Units	0.00	0.00	0.00
780 Other Federal Revenue Through State	31,824.30	22,922.45	28,000.00
790 Other Federal Revenue - Direct	0.00	0.00	0.00
Subtotal Federal Sources	155,818.05	186,512.73	163,393.00
TOTAL REVENUES & OTHER FINANCING SOURCES	801,053.61	936,504.06	955,542.00

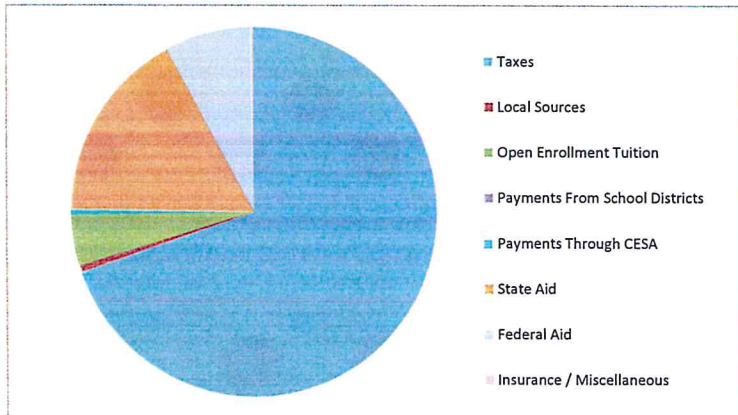
SURING PUBLIC SCHOOL DISTRICT BUDGET ADOPTION 2020-2021			
SPECIAL EDUCATION FUND (FUND 27)	Audited 2018-19	Unaudited 2019-20	Budget 2020-21
EXPENDITURES & OTHER FINANCING USES			
<i>Instruction</i>			
110 000 Undifferentiated Curriculum	0.00	0.00	0.00
120 000 Regular Curriculum	0.00	0.00	0.00
130 000 Vocational Curriculum	0.00	0.00	0.00
140 000 Physical Curriculum	0.00	0.00	0.00
150 000 Special Education Curriculum	586,222.92	704,496.32	752,663.00
160 000 Co-Curricular Activities	0.00	0.00	0.00
170 000 Other Special Needs	0.00	0.00	0.00
Subtotal Instruction	586,222.92	704,496.32	752,663.00
<i>Support Sources</i>			
210 000 Pupil Services	133,531.71	113,204.93	116,629.00
220 000 Instructional Staff Services	59,351.54	64,521.46	60,255.00
230 000 General Administration	0.00	0.00	0.00
240 000 School Building Administration	0.00	0.00	0.00
250 000 Business Administration	7,558.28	43,961.76	12,995.00
260 000 Central Services	2,823.69	0.00	0.00
270 000 Insurance & Judgments	0.00	0.00	0.00
280 000 Debt Services	0.00	0.00	0.00
290 000 Other Support Services	0.00	0.00	0.00
Subtotal Support Sources	203,265.22	221,688.15	189,879.00
<i>Non-Program Transactions</i>			
410 000 Inter-fund Transfers	0.00	0.00	0.00
430 000 Instructional Service Payments	11,565.47	10,319.59	13,000.00
490 000 Other Non-Program Transactions	0.00	0.00	0.00
Subtotal Non-Program Transactions	11,565.47	10,319.59	13,000.00
TOTAL EXPENDITURES & OTHER FINANCING USES	801,053.61	936,504.06	955,542.00
FOOD SERVICE FUND (FUND 50)	Audited 2018-19	Unaudited 2019-20	Budget 2020-21
900 000 Beginning Fund Balance	45,942.66	44,252.94	43,934.62
900 000 ENDING FUND BALANCE	44,252.94	43,934.62	43,934.62
TOTAL REVENUES & OTHER FINANCING SOURCES	193,063.27	216,535.79	177,948.00
200 000 Support Services	194,752.99	216,854.11	177,948.00
TOTAL EXPENDITURES & OTHER FINANCING USES	194,752.99	216,854.11	177,948.00
COMMUNITY SERVICE FUND (FUND 80)	Audited 2018-19	Unaudited 2019-20	Budget 2020-21
900 000 Beginning Fund Balance	0.00	4,997.78	12,074.86
900 000 ENDING FUND BALANCE	4,997.78	12,074.86	630.86
TOTAL REVENUES & OTHER FINANCING SOURCES	7,062.00	10,000.00	0.00
200 000 Support Services	0.00	0.00	1,147.00
300 000 Community Services	2,064.22	2,922.92	10,297.00
400 000 Non-Program Transactions	0.00	0.00	0.00
TOTAL EXPENDITURES & OTHER FINANCING USES	2,064.22	2,922.92	11,444.00

**Suring Public School District
Proposed 2020-2021 Budget Summary
Funds 10, 27 and 80**

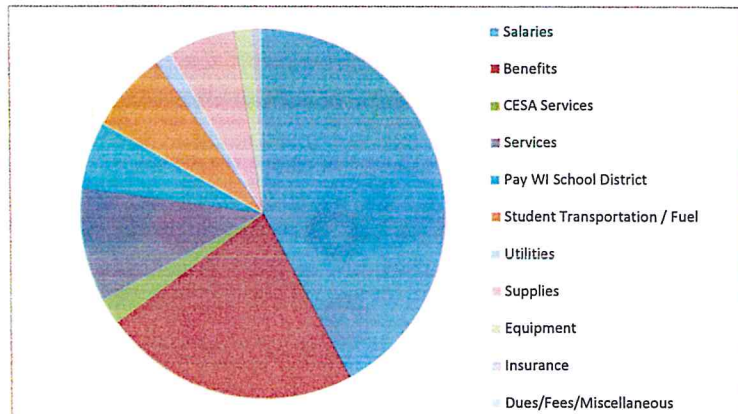
Revenue	2019-2020 Actual	Percent of Revenue	2020-2021 Budget	Percent of Budget
Taxes	4,427,146	68.80%	4,725,917	69.64%
Local Sources	64,545	1.00%	43,000	0.63%
Open Enrollment Tuition	207,153	3.22%	305,035	4.50%
Payments From School Districts	1,239	0.02%	0	0.00%
Payments Through CESA	19,862	0.31%	30,158	0.44%
State Aid	1,210,003	18.80%	1,145,009	16.87%
Federal Aid	478,275	7.43%	521,821	7.69%
Insurance / Miscellaneous	16,546	0.26%	15,000	0.22%
Community Service Fund	10,000	0.16%	0	0.00%
Total	6,434,769	100.00%	6,785,940	100.00%

Expenditures	2019-2020 Actual	Percent of Expenditures	2020-2021 Budget	Percent of Budget
Salaries	2,815,686	45.71%	2,966,394	42.14%
Benefits	1,390,555	22.57%	1,597,706	22.69%
CESA Services	137,392	2.23%	164,444	2.34%
Services	523,537	8.50%	690,132	9.80%
Pay WI School District	361,530	5.87%	420,704	5.98%
Student Transportation / Fuel	432,490	7.02%	495,140	7.03%
Utilities	74,602	1.21%	104,000	1.48%
Supplies	272,823	4.43%	418,114	5.94%
Equipment	79,585	1.29%	105,500	1.50%
Insurance	54,071	0.88%	45,285	0.64%
Dues/Fees/Miscellaneous	14,810	0.24%	21,115	0.30%
Community Service Fund	2,923	0.05%	11,444	0.16%
Total	6,160,005	100.00%	7,039,978	100.00%

Revenue



Expenditures



Suring Public School District

2020-2021 Proposed Property Tax Levy			
Municipality	Equalized Value	Percent of Levy	Tax Levy
Town of Bagley	46,221,532	7.078720%	334,463.63
Town of Breed	81,019,000	12.407871%	586,261.60
Bown of Doty	109,544,362	16.776463%	792,673.97
Town of How	43,170,458	6.611455%	312,385.76
Town of Maple Valley	34,812,003	5.331377%	251,903.14
Town of Mountain	162,392,100	24.869971%	1,175,085.49
Town of Riverview	153,988,911	23.583042%	1,114,279.18
Town of Spruce	874,668	1.339534%	6,329.19
Village of Suring	20,941,535	3.207147%	151,535.04
Total	652,964,569	100.000000%	4,724,917.00
Mill Rate		0.723610%	

History of Equalized Value, Tax Levy and Mil Rate				
Year	Valuation	Increase in Valuation	Tax Levy	Mil Rate
2001-2002	366,445,121	9.98%	3,572,047	9.75
2002-2003	422,648,916	15.34%	3,871,534	9.16
2003-2004	476,575,331	12.76%	4,030,425	8.46
2004-2005	492,699,936	3.38%	4,190,398	8.51
2005-2006	519,231,695	5.38%	4,308,595	8.30
2006-2007	570,082,101	9.79%	4,524,313	7.94
2007-2008	610,491,443	7.09%	4,577,255	7.58
2008-2009	628,264,131	2.91%	4,775,914	7.60
2009-2010	630,146,694	0.30%	4,762,165	7.55
2010-2011	635,403,829	0.83%	4,830,056	7.60
2011-2012	625,216,799	-1.60%	4,543,167	7.15
2012-2013	610,589,928	-2.34%	4,376,657	6.84
2013-2014	605,032,387	-0.91%	4,465,879	7.31
2014-2015	612,851,306	1.29%	4,211,935	6.87
2015-2016	602,548,043	-1.68%	4,486,106	7.44
2016-2017	610,596,266	1.34%	4,497,051	7.37
2017-2018	629,855,357	3.15%	4,537,897	7.20
2018-2019	633,409,510	0.56%	4,498,531	7.10
2019-2020	641,395,888	1.26%	4,437,146	6.92
2020-2021	652,964,569	1.80%	4,724,917	7.24

District Summary Information

Year	Revenue Limit	Change Over Prior Year	Percentage Change Over Prior Year	One Year Declining Enrollment Exemption
2013-14	\$4,447,097	+56,899	+1.30%	\$227,836
2014-15	\$4,159,857	-287,240	-6.45%	\$105,250
2015-16	\$4,708,235	+548,378	+13.18%	\$28,704
2016-17	\$4,690,822	-17,413	-.37%	\$38,344
2017-18	\$4,678,170	-12,652	-.27%	\$67,102
2018-19	\$4,617,315	-60,855	-1.30	\$57,516
2019-20	\$4,561,150	-56,165	-1.21	\$19,522
2020-21	\$4,843,221	+282,071	+6.19	\$40,000

Year	Revenue Limit	State Aid Portion	% of Revenue Limit	Tax Levy Portion	% of Revenue Limit
2013-14	4,447,097	268,602	6.04%	4,152,329	93.37%
2014-15	4,159,857	228,154	5.48%	3,905,375	93.91%
2015-16	4,708,235	193,788	4.11%	4,485,971	95.89%
2016-17	4,690,822	165,135	3.52%	4,497,051	96.48%
2017-18	4,678,170	140,251	2.99%	4,537,919	97.01%
2018-19	4,617,315	119,095	2.57%	4,491,469	97.43%
2019-20	4,561,150	134,004	2.94%	4,427,146	97.06%
2020-21	4,843,221	85,975	1.77%	4,724,917	98.23%

Enrollment Pk-12	Students	Increase/Decrease	Three Year Average	Increase/Decrease	Equalized Value Per Student
2013-14	423	-5	432	-22	\$1,413,832
2014-15	410	-13	420	-12	\$1,413,928
2015-16	421	+11	418	-2	\$1,473,564
2016-17	411	-10	414	-4	\$1,435,163
2017-18	394	-17	409	-5	\$1,493,460
2018-19	401	+7	402	-7	\$1,611,301
2019-20	406	+5	400	-2	\$1,576,041
2020-21	379	-27	395	-5	\$1,591,947

Open Enrollment -as of 3 rd Friday	2006-07	2007-08	2008-09	2009-10	2010-11	2011-12	2012-13	2013-14	2014-15	2015-16	2016-17	2017-18	2018-19	2019-20	2020-21
Nonresident student attending Suring district	24	29	29	28	24	24	26	24	24	19	23	25	30	25	36
Suring District resident students attending a nonresident district	19	22	20	23	30	33	40	41	41	43	52	52	54	47	50

School Census (Ages (-1) through 20)

School Census 6/30/20 - 545
 School Census 6/30/19 - 610
 School Census 6/30/18 - 607
 School Census 6/30/17 - 619
 School Census 6/30/16 - 671
 School Census 6/30/15 - 663
 School Census 6/30/14 - 647
 School Census 6/30/13 - 659
 School Census 6/30/12 - 662

Suring School District Staff 2020-21

<u>Administration</u>	<u>Clerical</u>
Casper, Kelly – District Administrator	Hermesen, Amy – District Bookkeeper
Berg, Pamela - Principal	Hischke, Melissa – High School Admin. Assistant
Pendl, Michelle – Dir. Special Ed/PST/Dir. of Curriculum	Regal, Amy – Elementary/Middle School Admin. Assistant
	Rohde, Joy – District Admin. Assistant
<u>Instructional Staff:</u>	
Baranczyk, Allison – Vocal & General Music	<u>Paraprofessionals</u>
Bedroske, Lucas – Mathematics	Bristol, Samantha
Bedroske, Rachel – Elementary Regular/Special Ed.	Gardebrecht, Vicki
Brady, Jennifer – Science	Gerndt, Barbara
Breed, Charles – Grade 5	Leurquin, Susan
Brigham, Kristina - Guidance	Losurdo, Sarah
Buhrandt, Tammy – Grade 2	Simpson, Michele
Cahoon-Draus, Laurie – Librarian	Soderbeck, McKenzie
Dickson, Becky – Business Education	Steffeck, Julie
Doherty, Andrew – Learning Disabilities	Werner, Carrie
Fendrick, Tabitha – Social Worker	Wozniak, Robin
Foelske, Stephanie – Intellectual Disabilities	
Garrigan, Terry, Grade 4	
Gerndt, Heidi – Phys. Ed, Health, Athletic Director	<u>Maintenance and Custodial</u>
Gueths, Kaitlynn – Speech	Jaeger, Greg – Director of Building & Grounds
Hoverson-Boehmer, Kaci – Instrumental & Gen. Music	Christensen, Karen
Keefe, James – Mathematics	Druckrey, Mike
Kruschke, Tonia – Title I, Reading Specialist	Steffeck, Cindy
Lojpersberger, Joe – Phys. Ed, Health	
Mahoney, Karen – Early Childhood, 4K	
Martin, Tracy – Elementary Multit-Categorical	<u>Food Service</u>
Millar-Breed, Jennifer - Kindergarten	Marcheske, Emily – Director of Food Service
Romero-Perry, Josh – Grade 3	Miller, Lisa
Runge, Kathy – Middle School	Runge, Roxanne
Sarkela, Jen – Interventionist	Winkler, Donna
Smith, Mary – Agriculture	
Stegeman, Nancy – Grade 1	
Stillings, Cole – Science	<u>Technology</u>
Stocki, Staci – English	Strehlow, Laura – Director of Technology
Szwet, Mitch – Industrial Arts	
Taylor, Mitch – Middle School	
Thomson, Heather – English	<u>School Nurse</u>
Trader, Kristen – German, English	Nowicki, Nuala – R.N.
Williams, Amy – MS Multi-Categorical	
Williams, Celena - Art	
Woulf, Mitchell – Social Studies	<u>After School Coordinator</u>
	Frank, Desiree



EAGLES SOAR