

# Suring Public School District



## Budget Hearing and Annual Meeting

Monday, October 28, 2019

Board Room #300

5:30 p.m.

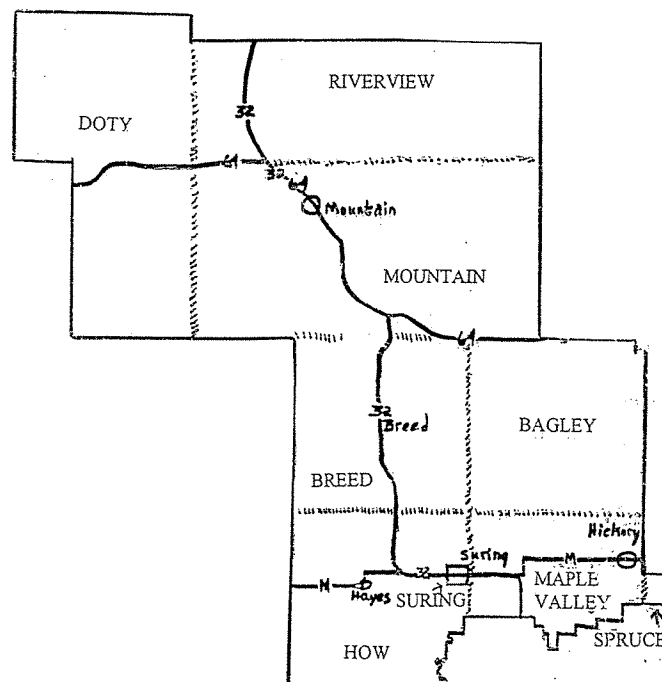
## BOARD OF EDUCATION MEMBERS

Wayne Sleeter, President	920-590-0987
Dennis Piepkorn, Vice President	920-590-1680
Cathleen Lundgren, Clerk	715-850-1798
Wendy Wozniak, Treasurer	920-842-4227
Eugene School, Jr.	920-590-1281
Amanda Seibert	715-850-3800
Mark Strehlow	920-842-2958

## REGULAR SCHOOL BOARD MEETING CALENDAR

Monday, October 28, 2019 (Annual Meeting)	5:30 P.M.	Board Room #300
Wednesday, November 13, 2019	5:30 P.M.	Board Room #300
Wednesday, December 11, 2019	5:30 P.M.	Board Room #300
Wednesday, January 8, 2020	5:30 P.M.	Board Room #300
Wednesday, February 12, 2020	5:30 P.M.	Board Room #300
Wednesday, March 11, 2020	5:30 P.M.	Board Room #300
Wednesday, April 8, 2020	5:30 P.M.	Board Room #300
Wednesday, May 13, 2020	5:30 P.M.	Board Room #300
Wednesday, June 10, 2020	5:30 P.M.	Board Room #300
Wednesday, July 8, 2020	5:30 P.M.	Board Room #300
Wednesday, August 12, 2020	5:30 P.M.	Board Room #300
Wednesday, September 9, 2020	5:30 P.M.	Board Room #300
Wednesday, October 14, 2020	5:30 P.M.	Board Room #300

## SURING PUBLIC SCHOOL DISTRICT



# ***Suring Public School District***

411 East Algoma Street  
PO Box 158  
Suring Wisconsin 54174

920-842-2178



Kelly C. Casper  
District Administrator

Pamela E. Berg  
4K-12 Principal

To: The Electors:  
Date: October 28, 2019

Welcome to the Annual Meeting of the Suring Public School District and thank you for taking an active part in the important job of educating our children.

As board members and administration, we wanted to make the budget and operation of our district easy to understand. The information provided is for the purpose of helping you become better acquainted with your school. Sections of this booklet have been color coded to help separate important areas of information.

Board of Education Members, Meeting Dates, School District Map (Purple)  
Agenda, Minutes of the 2018 Annual Meeting, 2019 Resolutions (Gold)  
Proposed 2019-2020 Budget (White)  
District Summary Information, General School Information (Ivory)

Preparing this year's budget again has been extremely difficult. School districts in Wisconsin continue to operate under legislative revenue caps. The revenue caps are determined by a districts' student enrollment. The changes in the state budget may cause a reduction in money available for education.

The board presents to the public a budget for the 2019-20 school year with a general fund tax levy of \$4,427,146 and community service fund tax levy of \$10,000 for total of \$4,437,146. This compares with our 2018-19 general fund tax levy of \$4,498,531.

The board and administration would like to thank all those who volunteer their efforts in making a good school system even better. The Suring Public School District will continue to request your suggestions for improvement and support for our school programs. We strive to educate our students at a reasonable cost while serving the goals of society and our community. This task is challenging, but with your cooperation and support, we can achieve our mutual goal of an excellent educational system.

If you have questions concerning our school or its operation, please feel free to contact me or any school board member, administrator, or teacher to get first-hand information. Your continued support of the Suring Public School District and its educational programs is greatly appreciated.

Respectfully submitted,  
Wayne Sleeter – School Board President  
Cathleen Lundgren – School Board Clerk  
Eugene School, Jr. – School Board Member  
Mark Strehlow – School Board Member

Dennis Piepkorn – School Board Vice-President  
Wendy Wozniak – School Board Treasurer  
Amanda Seibert – School Board Member  
Kelly Casper – District Administrator

ANNUAL MEETING  
BUDGET HEARING  
SURING PUBLIC SCHOOL DISTRICT  
MONDAY, OCTOBER 28, 2019  
SURING SCHOOL  
5:30 P.M.

AGENDA

1. Call Meeting to Order
2. Introduce Board Members
3. Elect Annual Meeting Chairperson
4. Minutes of last Annual Meeting
5. Budget Presentation and Hearing

RESOLUTIONS

6. Set Salaries of School Board Members:
  - A. Present Salaries:

President:	\$1,950
Clerk:	\$1,900
Treasurer:	\$1,750
Member:	\$1,750
7. Authorize reimbursements for expenses of School Board members when traveling outside of district in performance of duties
8. Authorize sale of property, including equipment, no longer needed by the district
9. Food Service Program
10. Tax Levy
  - A. General Operation (Fund 10)
  - B. Community Service (Fund 80)
11. Set the date and time of the 2020 Annual Meeting
12. Conducting any other school business as authorized under Chapter 120.10 of the Wisconsin Statutes. "Powers of the Annual District Meeting".
13. Community Comments
14. Approve Minutes of Meeting
15. Adjourn

## ANNUAL MEETING

### SURING PUBLIC SCHOOL DISTRICT

920-842-2178

411 E. Algoma Street, Suring WI 54174

Monday, October 22, 2018 - 5:30 P.M. - Conference Room #300

The Annual Meeting of the Suring Public School District was called to order by Board President Sleeter.

#### Pledge of Allegiance

Board Members present: Cathleen Lundgren, Dennis Piepkorn, Eugene School, Jr., Amanda Seibert, Wayne Sleeter, Mark Strehlow, Wendy Wozniak.

Administration present: Kelly Casper.

Visitors present: Sharon Jansen, Donna-Mae Schelk, Amy Hermesen, Becky Dickson, Victoria Gardebrecht, Greg Lechleitner, Leslie Steffeck, Heidi Gerndt, Melissa Hischke, Amy M. Regal, Cindy Scheunemann.

Motion by Dennis Piepkorn, seconded by Eugene School, to nominate Wayne Sleeter as Annual Meeting Chairman. Motion Carried.

Motion by Dennis Piepkorn, seconded by Mark Strehlow, to close the nominations. Motion Carried.

The public was satisfied with the printed minutes of the 2017 Annual Meeting and did not want them read.

Motion by Becky Dickson, Town of How, seconded by Dona-Mae Schelk, Village of Suring, to accept the minutes as presented from last years meeting without being read. Motion Carried.

District Administrator Kelly Casper presented the budget for the 2018-19 school year. In her presentation she again shared how open-enrollment has affected the budget.

Motion by Cindy Scheunemann, Town of Mountain, seconded by Greg Lechleitner, Town of Bagley, to accept the budget. Motion Carried.

Motion by Leslie Steffeck, Village of Suring, seconded by Victoria Gardebrecht, Town of Maple Valley, to close the budget hearing. Motion Carried.

Discussion took place on current salaries.

Motion by Greg Lechleitner, Town of Bagley, seconded by Leslie Steffeck, Village of Suring, to approve the resolution: Be it resolved by the electors of the Suring Public School District, Oconto County, Wisconsin, the following yearly salaries be adopted for the members of the Board of Education for 2018-2019 as: President \$1950, Clerk \$1900, Treasurer \$1750, Members \$1750 per year. Motion Carried.

Question asked concerning mileage rate.

Motion by Greg Lechleitner, Town of Bagley, seconded by Donna-Mae Schelk, Village of Suring, to approve the resolution: Be it resolved by the electors of the Suring Public School District, Oconto County, Wisconsin, to authorize the reimbursement to the state convention participants \$200 for four days or \$50 per day and to authorize reimbursement of expenses of Board Members when traveling outside of the district in the performance of duties. In addition, the mileage reimbursement at the federal rate will be paid to board members to attend regular and special board meetings - less mileage at convention and following the guidelines as found in the handbook for meals. Motion Carried.

Motion by Becky Dickson, Town of How, seconded by Cindy Scheunemann, Town of Mountain, to approve the resolution: Be it resolved that electors of the Suring Public School District, Oconto County, Wisconsin, authorize the sale of any property, including equipment, belonging to and not needed by the said district for school purposes. Be it further resolved that the conduct of the sale of such property be determined by said Board of Education. Motion Carried.

Motion by Sharon Jansen, Village of Suring, seconded by Heidi Gerndt, Town of Mountain, to approve the resolution: Be it resolved that the Board of Education of the Suring Public School District of Oconto County, Wisconsin, is directed to furnish hot lunches and milk to any and all students attending the Suring Public School and also to provide a breakfast program for students in grades Pk-12 at such places and times and such cost as shall be set by said School Board, and the School Board is hereby authorized to pay any deficiency which may result from said lunch and breakfast program. Motion Carried.

Motion by Leslie Steffeck, Village of Suring, seconded by Becky Dickson, Town of How, to approve the resolution: Be it resolved that there shall be levied upon the taxable property of the Suring Public School District, Oconto County, Wisconsin, for the purpose of defraying the cost for the 2018-19 school year, the sum of \$4,491,469 for the operation and maintenance of Fund 10 and \$7,062 for the operation of Fund 80. Motion Carried.

Motion by Sharon Jansen, Village of Suring, seconded by Melissa Hischke, Town of How, to set the date and time of the 2019 Annual Meeting on Monday, October 28, 2019 at 5:30 pm. Motion Carried.

There was no other school business discussion at this time as authorized under Chapter 120.10 of the Wisconsin Statutes.

Community comments included thoughts on board work taken seriously, dedication and service, and how nice the new school sign was.

Motion by Cindy Scheunemann, Town of Mountain, seconded by Donna-Mae Schelk, Village of Suring, to approve the minutes of the Annual Meeting. Motion Carried.

Motion by Leslie Steffeck, Village of Suring, seconded by Heidi Gerndt, Town of Mountain, to adjourn the Annual Meeting. Motion Carried.

Cathleen Lundgren, Board Clerk

Time 6:14 P.M.

A handwritten signature in black ink, appearing to read 'Cathleen Lundgren', with a long, sweeping horizontal line extending to the right.

## 2019 ANNUAL MEETING RESOLUTIONS

### Agenda Item #

#### 6. Set Salaries of School Board Members

Present salaries are as follows for each of the seven members of the Board of Education:

President:	\$1,950
Clerk:	\$1,900
Treasurer:	\$1,750
Member:	\$1,750

Resolution: Be it resolved by the electors of the Suring Public School District, Oconto County, Wisconsin, the following yearly salaries be adopted for the members of the Board of Education for 2019-2020. (Section 120.10(3) Wis. Stat.)

President:	_____	Clerk:	_____
Treasurer:	_____	Member:	_____

Motion by: \_\_\_\_\_  
Seconded by: \_\_\_\_\_

#### 7. Reimbursement for Expenses of School Board Members

Resolution: Be it resolved by the electors of the Suring Public School District, Oconto County, Wisconsin, to authorize the reimbursement to the state convention participants \$200 for four days or \$50 per day and to authorize reimbursement of expenses of Board Members when traveling outside of the district in the performance of duties. In addition, the mileage reimbursement at the federal rate will be paid to board members to attend regular and special board meetings – less mileage at convention and following the guidelines as found in the handbook for meals. (Section 120.10(4) Wis. Stat.)

Motion by: \_\_\_\_\_  
Seconded by: \_\_\_\_\_

#### 8. Sale of Property, Including Equipment, No Longer Needed by the District

Resolution: Be it resolved that electors of the Suring Public School District, Oconto County, Wisconsin, authorize the sale of any property, including equipment, belonging to and not needed by the said district for school purposes. Be it further resolved that the conduct of the sale of such property be determined by said Board of Education. (Section 120.10(12) Wis. Stat.)

Motion by: \_\_\_\_\_  
Seconded by: \_\_\_\_\_

#### 9. Food Service Program

Resolution: Be it resolved that the Board of Education of the Suring Public School District of Oconto County, Wisconsin, is directed to furnish hot lunches and milk to any and all students attending the Suring Public School and also to provide a breakfast program for students in grades Pk-12 at such places and times and such cost as shall be set by said School Board, and the School Board is hereby authorized to pay any deficiency which may result from said lunch and breakfast program. (Section 20.10(16) Wis. Stat.)

Motion by: \_\_\_\_\_  
Seconded by: \_\_\_\_\_

#### 10. Tax Levy

Resolution: Be it resolved that there shall be levied upon the taxable property of the Suring Public School District, Oconto County, Wisconsin, for the purpose of defraying the cost for the 2019-2020 school year, the sum of \$4,427,146 for the operation and maintenance of Fund 10 and \$10,000 for the operation of Fund 80. (Section 120.10(8) Wis. Stat.)

Motion by: \_\_\_\_\_  
Seconded by: \_\_\_\_\_

Blank Page



2019-2020

PROPOSED BUDGET

SURING PUBLIC SCHOOL DISTRICT

OCTOBER 28, 2019

The 2019-2020 proposed General Fund Levy - Fund 10 is \$4,427,146 and Fund 80 is \$10,000 for a total of \$4,437,146 requiring a mil rate of .00691795. The tax levy is applied to an equalized value of \$641,395,888.

Levy certification to the municipalities is based on the October, 2019 equalized valuation received from the Wisconsin Department of Revenue.

DEPARTMENT OF PUBLIC INSTRUCTION  
2019-20 REVENUE LIMIT WORKSHEET

DISTRICT:	Suring	5670	2019-2020 Revenue Limit Worksheet
<b>DATA AS OF 10/22/2019, 8:20 AM</b> Line 1 Amount may Not Exceed Line 11 - (Line 7B+Line 10) of Final 18-19 Revenue Limit			
2018-19 General Aid Certification (18-19 Line 12A, Src 621)	+	119,095	(from left)
2018-19 Computer Aid Received (18-19 Line 12C, Src 691)	+	1,216	(from left)
2018-19 Hi Pov Aid (18-19 Line 12B, Src 628)	+	0	(with cents)
2018-19 Aid for Exempt Personal Property (18-19 Line 12D, Src 691)	+	5,535	175.00
2018-19 Fnd 10 Levy Cert (18-19 Line 14A, Levy 10 Src 211)	+	4,491,469	0.00
2018-19 Fnd 38 Levy Cert (18-19 Line 14B, Levy 38 Src 211)	+	0	0.00
2018-19 Fnd 41 Levy Cert (18-19 Line 14C, Levy 41 Src 211)	+	0	0.00
2018-19 Aid Penalty for Over Levy (18-19 FINAL Rev Limit Wksht)	-	0	0.00
2018-19 Total Levy for All Levied Non-Recurring Exemptions*	=	830,865	0.00
*NET 2019-20 Base Revenue Built from 18-19 Data (Line 1)	=	3,786,450	0.00
*For 2018-19 Non-Recurring Exemptions Levy Amount, enter actual amount for which district levied; (7B Hold Harmless, Non-Recurring Referenda, Declining Enrollment, Energy Efficiency Exemption, Refunded/Rescinded Taxes, Prior Year Open Enrollment Pupils, Reduction for Ineligible Fund 80 Expenditures, Environmental Remediation, Private School Voucher Aid Deduction, Private School Special Needs Voucher Aid Deduction)			
<b>September &amp; Summer FTE Membership Averages</b>			
Count Ch. 220 Inter-District Resident Transfer Pupils @ 75%.			
Line 2: Base Avg: $((16+4ss)+(17+4ss)+(18+4ss))/3 =$	2016	2017	2018
Summer FTE:	8	8	8
% (40,40,40)	3	3	3
Sept FTE:	402	382	391
Special Needs			
Vouchers FTE	0	0	0
New ICS - Independent	0	0	0
Charter Schools FTE	405	385	394
Total FTE			
Line 6: Curr Avg: $((17+4ss)+(18+4ss)+(19+4ss))/3 =$	2017	2018	2019
Summer FTE:	8	8	7
% (40,40,40)	3	3	3
Sept FTE:	382	391	398
Special Needs			
Vouchers FTE	0	0	0
New ICS - Independent	0	0	0
Charter Schools FTE	385	394	401
Total FTE			
Line 10B: Declining Enrollment Exemption =			
Average FTE Loss (Line 2 - Line 6, if > 0)			
X (Line 5, Maximum 2018-2019 Revenue per Memb) =			
Non-Recurring Exemption Amount:			
Fall 2019 Property Values (actuals have been loaded below)			
2019 TIF-Out Tax Apportionment Equalized Valuation			
			641,395,888
*For 2018-19 Non-Recurring Exemptions Levy Amount, enter actual amount for which district levied; (7B Hold Harmless, Non-Recurring Referenda, Declining Enrollment, Energy Efficiency Exemption, Refunded/Rescinded Taxes, Prior Year Open Enrollment Pupils, Reduction for Ineligible Fund 80 Expenditures, Environmental Remediation, Private School Voucher Aid Deduction, Private School Special Needs Voucher Aid Deduction)			
<b>2019-2020 Revenue Limit Worksheet</b>			
1. 2018-19 Base Revenue (Funds 10, 38, 41)			(from left)
2. Base Sept Membership Avg (2016+4ss, 2017+4ss, 2018+4ss)/3			(from left)
3. 2018-19 Base Revenue Per Member (Ln 1 / Ln 2)			(with cents)
4. 2019-20 Per Member Change (A+B+C)			
A. Allowed Per-Member Change			175.00
B. Low Rev Incr (Enter DPI Adjustment)			0.00
C. Low Rev Dist in CCDEB (Enter DPI Adjustment)			0.00
5. 2019-20 Maximum Revenue / Member (Ln 3 + Ln 4)			
6. Current Membership Avg (2017+4ss, 2018+4ss, 2019+4ss)/3			(from left)
7. 2019-20 Rev Limit, No Exemptions (Ln 7A + Ln 7B)			(rounded)
A. Max Rev/Memb x Cur Memb Avg (Ln 5 x Ln 6)			3,836,053
B. Hold Harmless Non-Recurring Exemption			0
8. Total 2019-20 Recurring Exemptions (A+B+C+D+E)			(rounded)
A. Prior Year Carryover			0
B. Transfer of Service			0
C. Transfer of Territory/Other Reorg (if negative, include sign)			0
D. Federal Impact Aid Loss (2017-18 to 2018-19)			0
E. Recurring Referenda to Exceed (if 2019-20 is first year)			0
9. 2019-20 Limit with Recurring Exemptions (Ln 7 + Ln 8)			
10. Total 2019-20 Non-Recurring Exemptions (A+B+C+D+E+F+G+H+I)			
A. Non-Recurring Referenda to Exceed 2019-20 Limit			700,000
B. Declining Enrollment Exemption for 2019-20 (from left)			19,522
C. Energy Efficiency Net Exemption for 2019-20 (see pg 4 for details)			0
D. Adjustment for Refunded or Rescinded Taxes, 2019-20			0
E. Prior Year Open Enrollment (uncounted pupils)			5,575
F. Reduction for Ineligible Fund 80 Expenditures (enter as negative)			0
G. Other Adjustments (Environmental Rem + Fund 39 Bal Transfer)			0
H. WPCP and RCPD Private School Voucher Aid Deduction			0
I. SNSP Private School Voucher Aid Deduction			0
11. 2019-20 Revenue Limit With All Exemptions (Ln 9 + Ln 10)			
12. Total Aid to be Used in Computation (12A + 12B + 12C + 12D)			
A. 2019-20 October 15 Aid Certification → Cell is locked.			101,174
B. State Aid to High Poverty Districts (not all districts)			26,579
C. State Aid for Exempt Computers (Source 691)			1,216
D. State Aid for Exempt Personal Property (Source 691)			5,035
REMEMBER TO USE THE OCTOBER 15 AID CERTIFICATION WHEN SETTING THE DISTRICT LEVY.			
13. Allowable Limited Revenue: (Line 11 - Line 12)			
(10, 38, 41 Levies)			
14. Total Limited Revenue To Be Used (A+B+C)			Not > line 13
Entries Required Below: Enter amnts needed by purpose and fund:			
A. Gen Operations: Fnd 10 Src 211			4,427,146 (Proposed Fund 10)
B. Non-Referendum Debt (inside limit) Fund 38 Src 211			0 (to Budget Rpt)
C. Capital Exp. Annual Meeting Approved: Fund 41 Src 211			0 (to Budget Rpt)
15. Total Revenue from Other Levies (A+B+C+D)			10,000
A. Referendum Apprvd Debt (Fund 39 Debt-Src 211)			0
B. Community Services (Fund 80 Src 211)			0
C. Prior Year Levy Chargeback for Uncollectible Taxes (Src 212)			10,000 (to Budget Rpt)
D. Other Levy Revenue - Milwaukee & Kenosha Only			0 (to Budget Rpt)
16. Total Fall, 2019 ESTIMATED All Fund Tax Levy (14A + 14B + 14C + 15)			4,437,146
Line 16 is the total levy to be apportioned in the PI-401.			Levy Rate = 0.00691795



Suring Public School District Budget Publication 2019-2020			
GENERAL FUND	Audited 2017-18	Unaudited 2018-19	Budget 2019-20
Beginning Fund Balance	3,303,909.56	3,674,140.06	4,288,382.68
<b>Ending Fund Balance</b>	<b>3,674,140.06</b>	<b>4,260,515.17</b>	<b>4,288,382.68</b>
<b>REVENUES &amp; OTHER FINANCING SOURCES</b>			
Transfers-In (Source 100)	0.00	0.00	0.00
Local Sources (Source 200)	4,572,443.82	4,549,043.53	4,488,846.00
Inter-district Payments (Source 300 + 400)	214,224.53	214,224.53	217,319.00
Intermediate Sources (Source 500)	3,763.64	3,719.00	4,613.00
State Sources (Source 600)	789,391.11	977,907.13	949,245.00
Federal Sources (Source 700)	311,345.55	378,645.59	327,253.00
All Other Sources (Source 800 + 900)	23,537.96	23,537.96	17,000.00
<b>TOTAL REVENUES &amp; OTHER FINANCING SOURCES</b>	<b>5,914,706.61</b>	<b>6,147,077.74</b>	<b>6,004,276.00</b>
<b>EXPENDITURES &amp; OTHER FINANCING USES</b>			
Instruction (Function 100 000)	2,512,731.44	2,308,187.68	2,544,672.00
Support Services (Function 200 000)	2,237,173.30	2,383,541.02	2,543,975.00
Non-Program Transactions (Function 400 000)	794,571.37	868,973.93	915,629.00
<b>TOTAL EXPENDITURES &amp; OTHER FINANCING USES</b>	<b>5,544,476.11</b>	<b>5,560,702.63</b>	<b>6,004,276.00</b>
SPECIAL PROJECTS FUND	Audited 2017-18	Unaudited 2018-19	Budget 2019-20
Beginning Fund Balance	10,000.00	4,100.00	1,290.84
<b>Ending Fund Balance</b>	<b>4,100.00</b>	<b>1,290.84</b>	<b>1,290.84</b>
<b>REVENUES &amp; OTHER FINANCING SOURCES</b>	<b>766,821.44</b>	<b>830,001.11</b>	<b>853,435.00</b>
<b>EXPENDITURES &amp; OTHER FINANCING USES</b>	<b>772,721.44</b>	<b>832,810.27</b>	<b>853,435.00</b>
FOOD SERVICE FUND	Audited 2017-18	Unaudited 2018-19	Budget 2019-20
Beginning Fund Balance	36,457.90	45,942.66	44,252.94
<b>Ending Fund Balance</b>	<b>45,942.66</b>	<b>44,252.94</b>	<b>44,252.94</b>
<b>REVENUES &amp; OTHER FINANCING SOURCES</b>	<b>186,588.63</b>	<b>193,063.27</b>	<b>189,686.00</b>
<b>EXPENDITURES &amp; OTHER FINANCING USES</b>	<b>177,103.87</b>	<b>194,752.99</b>	<b>189,686.00</b>
COMMUNITY SERVICE FUND	Audited 2017-18	Unaudited 2018-19	Budget 2019-20
Beginning Fund Balance	0.00	0.00	4,997.78
<b>Ending Fund Balance</b>	<b>0.00</b>	<b>4,997.78</b>	<b>4,997.78</b>
<b>REVENUES &amp; OTHER FINANCING SOURCES</b>	<b>0.00</b>	<b>7,062.00</b>	<b>10,000.00</b>
<b>EXPENDITURES &amp; OTHER FINANCING USES</b>	<b>0.00</b>	<b>2,064.22</b>	<b>10,000.00</b>
Total Expenditures and Other Financing Uses			
ALL FUNDS	Audited 2017-18	Unaudited 2018-19	Budget 2019-20
<b>GROSS TOTAL EXPENDITURES -- ALL FUNDS</b>	<b>6,494,301.42</b>	<b>6,590,330.11</b>	<b>7,057,397.00</b>
Interfund Transfers (Source 100) - ALL FUNDS	431,557.72	498,234.20	523,560.00
Refinancing Expenditures (FUND 30)	0.00	0.00	0.00
<b>NET TOTAL EXPENDITURES -- ALL FUNDS</b>	<b>6,062,743.70</b>	<b>6,092,095.91</b>	<b>6,533,837.00</b>
<b>PERCENTAGE INCREASE -- NET TOTAL FUND EXPENDITURES FROM PRIOR YEAR</b>		<b>0.48%</b>	<b>7.25%</b>
PROPOSED PROPERTY TAX LEVY			
FUND	Audited 2017-18	Unaudited 2018-19	Budget 2019-20
General Fund	4,537,897.00	4,491,469.00	4,427,146.00
Referendum Debt Service Fund	0.00	0.00	0.00
Non-Referendum Debt Service Fund	0.00	0.00	0.00
Capital Expansion Fund	0.00	0.00	0.00
Community Service Fund	0.00	7,062.00	10,000.00
<b>TOTAL SCHOOL LEVY</b>	<b>4,537,897.00</b>	<b>4,498,531.00</b>	<b>4,437,146.00</b>
<b>PERCENTAGE INCREASE -- TOTAL LEVY FROM PRIOR YEAR</b>		<b>-0.87%</b>	<b>-1.36%</b>



SURING PUBLIC SCHOOL DISTRICT BUDGET ADOPTION 2019-2020			
GENERAL FUND (FUND 10)	Audited 2017-18	Unaudited 2018-19	Budget 2019-20
Beginning Fund Balance (Account 930 000)	3,303,909.56	3,674,140.06	4,288,382.68
Ending Fund Balance, Nonspendable (Acct. 935 000)	0.00	0.00	0.00
Ending Fund Balance, Restricted (Acct. 936 000)	4,114.93	4,029.92	0.00
Ending Fund Balance, Committed (Acct. 937 000)	0.00	0.00	0.00
Ending Fund Balance, Assigned (Acct. 938 000)	0.00	0.00	0.00
Ending Fund Balance, Unassigned (Acct. 939 000)	3,670,025.13	4,284,352.76	4,288,382.68
<b>TOTAL ENDING FUND BALANCE (ACCT. 930 000)</b>	<b>3,674,140.06</b>	<b>4,288,382.68</b>	<b>4,288,382.68</b>
<b>REVENUES &amp; OTHER FINANCING SOURCES</b>			
100 Transfers-in	0.00	0.00	0.00
<b>Local Sources</b>			
210 Taxes	4,537,897.00	4,492,580.74	4,427,746.00
240 Payments for Services	0.00	0.00	0.00
260 Non-Capital Sales	2,742.73	3,580.51	3,500.00
270 School Activity Income	18,835.10	17,976.27	17,600.00
280 Interest on Investments	2,995.81	16,793.82	26,000.00
290 Other Revenue, Local Sources	9,973.18	18,112.19	14,000.00
<b>Subtotal Local Sources</b>	<b>4,572,443.82</b>	<b>4,549,043.53</b>	<b>4,488,846.00</b>
<b>Other School Districts Within Wisconsin</b>			
310 Transit of Aids	0.00	0.00	0.00
340 Payments for Services	214,224.53	216,876.34	217,319.00
380 Medical Service Reimbursements	0.00	0.00	0.00
390 Other Inter-district, Within Wisconsin	0.00	0.00	0.00
<b>Subtotal Other School Districts within Wisconsin</b>	<b>214,224.53</b>	<b>216,876.34</b>	<b>217,319.00</b>
<b>Intermediate Sources</b>			
510 Transit of Aids	0.00	0.00	0.00
530 Payments for Services from CCDEB	0.00	0.00	0.00
540 Payments for Services from CESA	3,763.64	3,719.00	4,613.00
580 Medical Services Reimbursement	0.00	0.00	0.00
590 Other Intermediate Sources	0.00	0.00	0.00
<b>Subtotal Intermediate Sources</b>	<b>3,763.64</b>	<b>3,719.00</b>	<b>4,613.00</b>
<b>State Sources</b>			
610 State Aid -- Categorical	64,528.42	61,992.93	59,740.00
620 State Aid -- General	140,251.00	119,095.00	127,753.00
630 DPI Special Project Grants	4,249.19	7,575.00	2,240.00
640 Payments for Services	0.00	0.00	0.00
650 Student Achievement Guarantee in Education (SAGE Grant)	116,681.93	143,079.61	136,000.00
660 Other State Revenue Through Local Units	8,868.45	8,578.33	8,500.00
690 Other Revenue	454,812.12	637,586.26	615,012.00
<b>Subtotal State Sources</b>	<b>789,391.11</b>	<b>977,907.13</b>	<b>949,245.00</b>
<b>Federal Sources</b>			
710 Federal Aid - Categorical	0.00	0.00	0.00
720 Impact Aid	0.00	0.00	0.00
730 DPI Special Project Grants	123,715.92	141,866.68	119,773.00
750 IASA Grants	91,629.05	96,938.04	93,069.00
760 JTPA	0.00	0.00	0.00
770 Other Federal Revenue Through Local Units	0.00	0.00	0.00
780 Other Federal Revenue Through State	80,076.58	92,897.87	89,000.00
790 Other Federal Revenue - Direct	15,924.00	46,943.00	25,411.00
<b>Subtotal Federal Sources</b>	<b>311,345.55</b>	<b>378,645.59</b>	<b>327,253.00</b>
<b>Other Revenues</b>			
960 Adjustments	17,437.00	5,699.00	5,000.00
970 Refund of Disbursement	606.00	39,080.40	10,000.00
980 Medical Service Reimbursement	0.00	0.00	0.00
990 Miscellaneous	5,494.96	3,974.26	2,000.00
<b>Subtotal Other Revenues</b>	<b>23,537.96</b>	<b>48,753.66</b>	<b>17,000.00</b>
<b>TOTAL REVENUES &amp; OTHER FINANCING SOURCES</b>	<b>5,914,706.61</b>	<b>6,174,945.25</b>	<b>6,004,276.00</b>

SURING PUBLIC SCHOOL DISTRICT BUDGET ADOPTION 2019-2020			
GENERAL FUND (FUND 10)	Audited 2017-18	Unaudited 2018-19	Budget 2019-20
<b>EXPENDITURES &amp; OTHER FINANCING USES</b>			
<i>Instruction</i>			
110 000 Undifferentiated Curriculum	971,218.92	918,055.61	918,065.00
120 000 Regular Curriculum	1,024,040.95	862,235.65	1,033,859.00
130 000 Vocational Curriculum	245,573.94	258,284.37	275,195.00
140 000 Physical Curriculum	150,091.77	147,222.96	162,362.00
160 000 Co-Curricular Activities	121,614.86	122,179.09	153,991.00
170 000 Other Special Needs	191.00	210.00	1,200.00
<b>Subtotal Instruction</b>	<b>2,512,731.44</b>	<b>2,308,187.68</b>	<b>2,544,672.00</b>
<i>Support Sources</i>			
210 000 Pupil Services	85,542.68	79,005.90	73,284.00
220 000 Instructional Staff Services	142,666.36	242,129.15	330,656.00
230 000 General Administration	287,096.07	300,195.21	310,893.00
240 000 School Building Administration	233,197.33	258,954.66	261,717.00
250 000 Business Administration	1,050,486.95	1,154,013.70	1,289,257.00
260 000 Central Services	270,380.18	5,054.09	5,500.00
270 000 Insurance & Judgments	44,947.00	34,005.00	45,400.00
280 000 Debt Services	0.00	0.00	0.00
290 000 Other Support Services	122,856.73	310,183.31	227,268.00
<b>Subtotal Support Sources</b>	<b>2,237,173.30</b>	<b>2,383,541.02</b>	<b>2,543,975.00</b>
<i>Non-Program Transactions</i>			
410 000 Inter-fund Transfers	431,557.72	498,234.20	523,560.00
430 000 Instructional Service Payments	362,952.62	370,739.73	392,069.00
490 000 Other Non-Program Transactions	61.03	0.00	0.00
<b>Subtotal Non-Program Transactions</b>	<b>794,571.37</b>	<b>868,973.93</b>	<b>915,629.00</b>
<b>TOTAL EXPENDITURES &amp; OTHER FINANCING USES</b>	<b>5,544,476.11</b>	<b>5,560,702.63</b>	<b>6,004,276.00</b>
<b>SPECIAL PROJECT FUNDS (FUNDS 21, 23, 29)</b>			
900 000 Beginning Fund Balance	10,000.00	4,100.00	1,290.84
900 000 Ending Fund Balance	4,100.00	1,290.84	1,290.84
<b>REVENUES &amp; OTHER FINANCING SOURCES</b>	<b>5,100.00</b>	<b>28,947.50</b>	<b>0.00</b>
100 000 Instruction	11,000.00	31,302.96	0.00
200 000 Support Services	0.00	453.70	0.00
400 000 Non-Program Transactions	0.00	0.00	0.00
<b>TOTAL EXPENDITURES &amp; OTHER FINANCING USES</b>	<b>11,000.00</b>	<b>31,756.66</b>	<b>0.00</b>



SURING PUBLIC SCHOOL DISTRICT BUDGET ADOPTION 2019-2020			
SPECIAL EDUCATION FUND (FUND 27)	Audited 2017-18	Unaudited 2018-19	Budget 2019-20
900 000 Beginning Fund Balance	0.00	0.00	0.00
900 000 Ending Fund Balance	0.00	0.00	0.00
<b>REVENUES &amp; OTHER FINANCING SOURCES</b>			
100 Transfers-in	430,282.28	498,234.20	523,560.00
<b>Intermediate Sources</b>			
510 Transit of Aids	34,202.66	29,764.36	16,759.00
530 Payments for Services from CCDEB	0.00	0.00	0.00
540 Payments for Services from CESA	0.00	0.00	0.00
580 Medical Services Reimbursement	0.00	0.00	0.00
590 Other Intermediate Sources	0.00	0.00	0.00
Subtotal Intermediate Sources	34,202.66	29,764.36	16,759.00
<b>State Sources</b>			
610 State Aid -- Categorical	136,031.00	117,237.00	136,771.00
620 State Aid -- General	0.00	0.00	0.00
630 DPI Special Project Grants	0.00	0.00	0.00
640 Payments for Services	0.00	0.00	0.00
650 Achievement Gap Reduction (AGR grant)	0.00	0.00	0.00
690 Other Revenue	0.00	0.00	0.00
Subtotal State Sources	136,031.00	117,237.00	136,771.00
<b>Federal Sources</b>			
710 Federal Aid - Categorical	0.00	0.00	0.00
730 DPI Special Project Grants	129,719.27	123,993.75	149,345.00
750 IASA Grants	0.00	0.00	0.00
760 JTPA	0.00	0.00	0.00
770 Other Federal Revenue Through Local Units	0.00	0.00	0.00
780 Other Federal Revenue Through State	31,486.23	31,824.30	27,000.00
790 Other Federal Revenue - Direct	0.00	0.00	0.00
Subtotal Federal Sources	161,205.50	155,818.05	176,345.00
<b>TOTAL REVENUES &amp; OTHER FINANCING SOURCES</b>	<b>761,721.44</b>	<b>801,053.61</b>	<b>853,435.00</b>

SURING PUBLIC SCHOOL DISTRICT BUDGET ADOPTION 2019-2020			
SPECIAL EDUCATION FUND (FUND 27)	Audited 2017-18	Unaudited 2018-19	Budget 2019-20
<b>EXPENDITURES &amp; OTHER FINANCING USES</b>			
<i>Instruction</i>			
110 000 Undifferentiated Curriculum	0.00	0.00	0.00
120 000 Regular Curriculum	0.00	0.00	0.00
130 000 Vocational Curriculum	0.00	0.00	0.00
140 000 Physical Curriculum	0.00	0.00	0.00
150 000 Special Education Curriculum	541,763.26	586,222.92	636,667.00
160 000 Co-Curricular Activities	0.00	0.00	0.00
170 000 Other Special Needs	0.00	0.00	0.00
<b>Subtotal Instruction</b>	<b>541,763.26</b>	<b>586,222.92</b>	<b>636,667.00</b>
<i>Support Sources</i>			
210 000 Pupil Services	95,293.66	133,531.71	119,020.00
220 000 Instructional Staff Services	44,934.13	59,351.54	70,578.00
230 000 General Administration	0.00	0.00	0.00
240 000 School Building Administration	0.00	0.00	0.00
250 000 Business Administration	3,875.39	7,558.28	9,083.00
260 000 Central Services	0.00	2,823.69	3,000.00
270 000 Insurance & Judgments	0.00	0.00	0.00
280 000 Debt Services	0.00	0.00	0.00
290 000 Other Support Services	0.00	0.00	0.00
<b>Subtotal Support Sources</b>	<b>144,103.18</b>	<b>203,265.22</b>	<b>201,681.00</b>
<i>Non-Program Transactions</i>			
410 000 Inter-fund Transfers	0.00	0.00	0.00
430 000 Instructional Service Payments	75,855.00	11,565.47	15,087.00
490 000 Other Non-Program Transactions	0.00	0.00	0.00
<b>Subtotal Non-Program Transactions</b>	<b>75,855.00</b>	<b>11,565.47</b>	<b>15,087.00</b>
<b>TOTAL EXPENDITURES &amp; OTHER FINANCING USES</b>	<b>761,721.44</b>	<b>801,053.61</b>	<b>853,435.00</b>
<b>FOOD SERVICE FUND (FUND 50)</b>			
900 000 Beginning Fund Balance	36,457.90	45,942.66	44,252.94
<b>900 000 ENDING FUND BALANCE</b>	<b>45,942.66</b>	<b>44,252.94</b>	<b>44,252.94</b>
<b>TOTAL REVENUES &amp; OTHER FINANCING SOURCES</b>	<b>186,588.63</b>	<b>193,063.27</b>	<b>189,686.00</b>
200 000 Support Services	177,103.87	194,752.99	189,686.00
400 000 Non-Program Transactions	0.00	0.00	0.00
<b>TOTAL EXPENDITURES &amp; OTHER FINANCING USES</b>	<b>177,103.87</b>	<b>194,752.99</b>	<b>189,686.00</b>
<b>COMMUNITY SERVICE FUND (FUND 80)</b>			
900 000 Beginning Fund Balance	0.00	0.00	4,997.78
<b>900 000 ENDING FUND BALANCE</b>	<b>0.00</b>	<b>4,997.78</b>	<b>4,997.78</b>
<b>TOTAL REVENUES &amp; OTHER FINANCING SOURCES</b>	<b>0.00</b>	<b>7,062.00</b>	<b>10,000.00</b>
200 000 Support Services	0.00	2,064.22	10,000.00
300 000 Community Services	0.00	0.00	0.00
400 000 Non-Program Transactions	0.00	0.00	0.00
<b>TOTAL EXPENDITURES &amp; OTHER FINANCING USES</b>	<b>0.00</b>	<b>2,064.22</b>	<b>10,000.00</b>

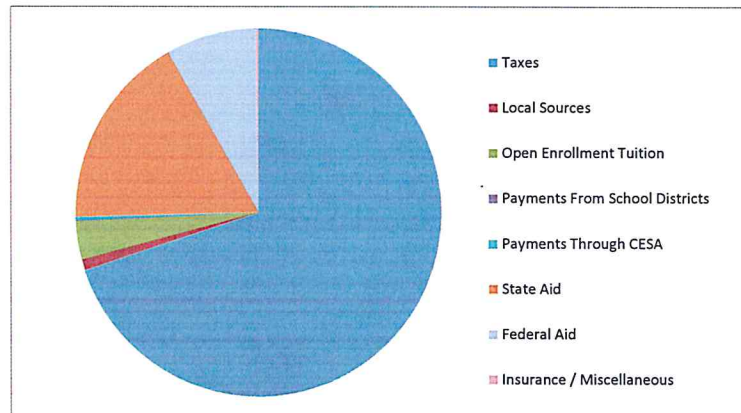


**Suring Public School District  
Proposed 2019-2020 Budget Summary  
Funds 10, 23, 27 and 80**

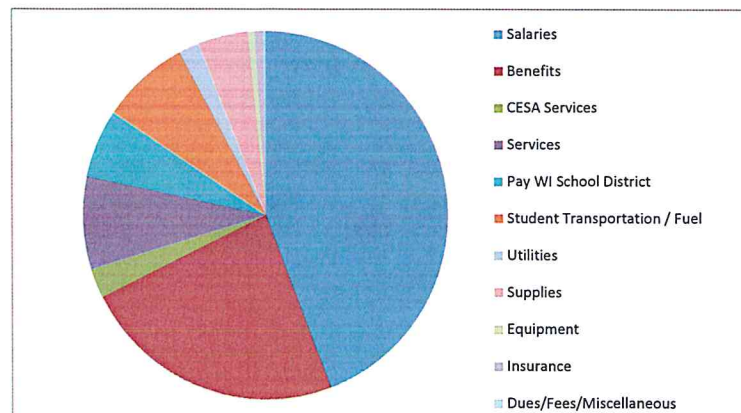
<b>Revenue</b>	<b>2018-2019 Actual</b>	<b>Percent of Revenue</b>	<b>2019-2020 Budget</b>	<b>Percent of Budget</b>
Taxes	4,492,581	69.28%	4,427,746	69.79%
Local Sources	56,463	0.87%	61,100	0.96%
Open Enrollment Tuition	212,415	3.28%	212,819	3.35%
Payments From School Districts	4,461	0.07%	4,500	0.07%
Payments Through CESA	33,483	0.52%	21,372	0.34%
State Aid	1,095,144	16.89%	1,086,016	17.12%
Federal Aid	534,464	8.24%	503,598	7.94%
Insurance / Miscellaneous	48,754	0.75%	17,000	0.27%
Community Service Fund	7,062	0.11%	10,000	0.16%
<b>Total</b>	<b>6,484,827</b>	<b>100.00%</b>	<b>6,344,151</b>	<b>100.00%</b>

<b>Expenditures</b>	<b>2018-2019 Actual</b>	<b>Percent of Expenditures</b>	<b>2019-2020 Budget</b>	<b>Percent of Budget</b>
Salaries	2,656,461	45.29%	2,797,471	44.10%
Benefits	1,328,536	22.65%	1,486,236	23.43%
CESA Services	152,126	2.59%	165,912	2.62%
Services	348,006	5.93%	512,492	8.08%
Pay WI School District	363,073	6.19%	383,769	6.05%
Student Transportation / Fuel	478,884	8.16%	495,455	7.81%
Utilities	98,933	1.69%	116,000	1.83%
Supplies	208,710	3.56%	277,077	4.37%
Equipment	183,457	3.13%	39,066	0.62%
Insurance	34,005	0.58%	45,400	0.72%
Dues/Fees/Miscellaneous	11,330	0.19%	15,273	0.24%
Community Service Fund	2,064	0.04%	10,000	0.16%
<b>Total</b>	<b>5,865,586</b>	<b>100.00%</b>	<b>6,344,151</b>	<b>100.00%</b>

**Revenue**



**Expenditures**





## Suring Public School District

<b>2019-2020 Proposed Property Tax Levy</b>			
<b>Municipality</b>	<b>Equalized Value</b>	<b>Percent of Levy</b>	<b>Tax Levy</b>
Town of Bagley	45,583,163	7.073572%	315,342.14
Town of Breed	79,321,400	12.172509%	548,741.64
Bown of Doty	108,972,188	16.270242%	753,864.37
Town of How	42,281,226	6.456872%	292,499.49
Town of Maple Valley	35,835,712	5.500747%	247,909.74
Town of Mountain	162,243,600	25.590955%	1,122,393.45
Town of Riverview	145,271,094	23.497615%	1,004,978.46
Town of Spruce	844,670	0.124913%	5,843.39
Village of Suring	21,042,835	3.312576%	145,573.32
<b>Total</b>	<b>641,395,888</b>	<b>100.000000%</b>	<b>4,437,146.00</b>
<b>Mill Rate</b>		<b>0.691795205%</b>	

<b>History of Equalized Value, Tax Levy and Mil Rate</b>				
<b>Year</b>	<b>Valuation</b>	<b>Increase in Valuation</b>	<b>Tax Levy</b>	<b>Mil Rate</b>
2000-2001	333,194,949		3,263,810	9.77
2001-2002	366,445,121	9.98%	3,572,047	9.75
2002-2003	422,648,916	15.34%	3,871,534	9.16
2003-2004	476,575,331	12.76%	4,030,425	8.46
2004-2005	492,699,936	3.38%	4,190,398	8.51
2005-2006	519,231,695	5.38%	4,308,595	8.30
2006-2007	570,082,101	9.79%	4,524,313	7.94
2007-2008	610,491,443	7.09%	4,577,255	7.58
2008-2009	628,264,131	2.91%	4,775,914	7.60
2009-2010	630,146,694	0.30%	4,762,165	7.55
2010-2011	635,403,829	0.83%	4,830,056	7.60
2011-2012	625,216,799	-1.60%	4,543,167	7.15
2012-2013	610,589,928	-2.34%	4,376,657	6.84
2013-2014	605,032,387	-0.91%	4,465,879	7.31
2014-2015	612,851,306	1.29%	4,211,935	6.87
2015-2016	602,548,043	-1.68%	4,486,106	7.44
2016-2017	610,596,266	1.34%	4,497,051	7.37
2017-2018	629,855,357	3.15%	4,537,897	7.20
2018-2019	633,409,510	0.56%	4,498,531	7.10
2019-2020	641,395,888	1.26%	4,437,146	6.92

## District Summary Information

Year	Revenue Limit	Change Over Prior Year	Percentage Change Over Prior Year	One Year Declining Enrollment Exemption
2012-13	\$4,390,198	-181,465	-3.97%	\$160,109
2013-14	\$4,447,097	+56,899	+1.30%	\$227,836
2014-15	\$4,159,857	-287,240	-6.45%	\$105,250
2015-16	\$4,708,235	+548,378	+13.18%	\$28,704
2016-17	\$4,690,822	-17,413	-.37%	\$38,344
2017-18	\$4,678,170	-12,652	-.27%	\$67,102
2018-19	\$4,617,315	-60,855	-1.30	\$57,516
2019-20	\$4,561,150	-56,165	-1.21	\$19,522

Year	Revenue Limit	State Aid Portion	% of Revenue Limit	Tax Levy Portion	% of Revenue Limit
2012-13	4,390,198	316,231	7.20%	4,072,722	92.77%
2013-14	4,447,097	268,602	6.04%	4,152,329	93.37%
2014-15	4,159,857	228,154	5.48%	3,905,375	93.91%
2015-16	4,708,235	193,788	4.11%	4,485,971	95.89%
2016-17	4,690,822	165,135	3.52%	4,497,051	96.48%
2017-18	4,678,170	140,251	2.99%	4,537,919	97.01%
2018-19	4,617,315	119,095	2.57%	4,491,469	97.43%
2019-20	4,561,150	134,004	2.94%	4,427,146	97.06%

Enrollment Pk-12	Students	Increase/Decrease	Three Year Average	Increase/Decrease	Equalized Value Per Student
2012-13	428	-18	454	-17	\$1,408,556
2013-14	423	-5	432	-22	\$1,413,832
2014-15	410	-13	420	-12	\$1,413,928
2015-16	421	+11	418	-2	\$1,473,564
2016-17	411	-10	414	-4	\$1,435,163
2017-18	394	-17	409	-5	\$1,493,460
2018-19	401	+7	402	-7	\$1,611,301
2019-20	406	+5	400	-2	\$1,576,041

Open Enrollment -as of 3 <sup>rd</sup> Friday	2005-06	2006-07	2007-08	2008-09	2009-10	2010-11	2011-12	2012-13	2013-14	2014-15	2015-16	2016-17	2017-18	2018-19	2019-20
Nonresident student attending Suring district	20	24	29	29	28	24	24	26	24	24	19	23	25	30	25
Suring District resident students attending a nonresident district	18	19	22	20	23	30	33	40	41	41	43	52	52	54	47

### School Census as of 6/30/2019

**TOTALS -----610**

Age	-1	1	2	3	4	5	6	7	8	9	10	11	12	13	14	15	16	17	18	19	20
#	5	12	14	15	27	28	27	26	29	23	44	35	38	46	33	46	32	32	34	37	27

**VILLAGE OF SURING-----110**

#	2	5	1	7	4	4	4	2	6	3	8	6	6	6	8	7	7	6	6	8	4
---	---	---	---	---	---	---	---	---	---	---	---	---	---	---	---	---	---	---	---	---	---

**BAGLEY-----30**

#	0	0	0	0	1	2	1	1	0	1	3	1	2	2	1	2	2	2	1	4	4
---	---	---	---	---	---	---	---	---	---	---	---	---	---	---	---	---	---	---	---	---	---

**BREED-----98**

#	2	2	5	0	4	6	3	4	4	6	7	5	5	12	7	8	4	2	3	6	3
---	---	---	---	---	---	---	---	---	---	---	---	---	---	----	---	---	---	---	---	---	---

**DOTY-----10**

#	0	0	0	0	0	0	0	2	0	0	1	2	0	0	0	1	0	0	1	0	3
---	---	---	---	---	---	---	---	---	---	---	---	---	---	---	---	---	---	---	---	---	---

**HOW-----116**

#	1	2	6	1	7	4	7	3	7	4	6	11	9	8	5	9	4	7	5	5	5
---	---	---	---	---	---	---	---	---	---	---	---	----	---	---	---	---	---	---	---	---	---

**MAPLE VALLEY -----90**

#	0	1	0	3	2	6	5	5	2	5	8	3	5	7	6	8	7	6	5	4	2
---	---	---	---	---	---	---	---	---	---	---	---	---	---	---	---	---	---	---	---	---	---

**MOUNTAIN-----101**

#	0	2	1	3	7	4	3	5	8	2	6	4	8	7	3	7	6	8	8	7	2
---	---	---	---	---	---	---	---	---	---	---	---	---	---	---	---	---	---	---	---	---	---

**RIVERVIEW-----55**

#	0	0	1	1	2	2	4	4	2	2	5	3	3	4	3	4	2	1	5	3	4
---	---	---	---	---	---	---	---	---	---	---	---	---	---	---	---	---	---	---	---	---	---

**SPRUCE-----0**

#	0	0	0	0	0	0	0	0	0	0	0	0	0	0	0	0	0	0	0	0	0
---	---	---	---	---	---	---	---	---	---	---	---	---	---	---	---	---	---	---	---	---	---

**SURING PUBLIC SCHOOL DISTRICT 2019-2020  
ADMINISTRATION, INSTRUCTIONAL STAFF, SUPPORT STAFF**

<b><u>Administration</u></b>	<b><u>Clerical</u></b>
Casper, Kelly - District Administrator	Hermesen, Amy – District Bookkeeper
Berg, Pamela - Principal	Hischke, Melissa – High School Secretary
Pendl, Michelle - Dir.Special Education/PST/Dir.of Curriculum	Regal, Amy – Elementary Secretary
	Rohde, Joy – District Secretary
<b>Instructional Staff</b>	
Baranczyk, Allison-Vocal & General Music	<b>Paraprofessionals</b>
Bedroske, Lucas-Mathematics	Ackley, Anna
Bedroske, Rachel-Grade 5, Special Education	Frank, Desiree
Brady, Jennifer-Science	Gardebrecht, Teri
Breed, Charles-Grade 5	Gardebrecht, Vicki
Breed, Jennifer-Kindergarten	Gerndt, Barbara
Buhrandt, Tammy-Grade 2	Leurquin, Susan
Cahoon-Draus, Laurie-Librarian	Losurdo, Sarah
Dickson, Becky-Business Education	Simpson, Michele
Doherty, Andrew-Learning Disabilities	Soderbeck, McKenzie
Foelske, Stephanie-Intellectual Disabilities	Wozniak, Amber
Garrigan, Terry-Grade 4	Wozniak, Robin
Gerndt, Heidi-Phy Ed, Health, Athletic Director	Zeitler, Holly
Gueths, Kaitlynn-Speech	
Hoverson-Boehmer, Kaci-Instrumental & General Music	<b>Maintenance and Custodial</b>
Keeffe, James-Mathematics	Jaeger, Greg – Director of Building & Grounds
Kruschke, Tonia-Title I, Reading Specialist	Christensen, Karen
Lojpersberger, Joe-Phy Ed, Health	Druckrey, Mike
Lojpersberger, Laura-English	Steffeck, Cindy
Mahlik, Allyson-Guidance Counselor	
Mahoney, Karen-Early Childhood, 4K	<b>Food Service</b>
Martin, Tracy-Elementary Multi-Categorical	Marcheske, Emily – Director of Food Service
Nelsen, Laurie-Grade 3	Miller, Lisa
Romero-Perry, Josh-After School Coord., Part-Time Teacher	Runge, Roxanne
Runge, Kathy-Middle School	Winkler, Donna
Smith, Mary-Agriculture	
Stegeman, Nancy-Grade 1	<b>Technology</b>
Stillings, Cole-Science	Strehlow, Laura – Director of Technology
Stocki, Stacy-English	
Szwet, Mitchell-Industrial Arts	<b>School Nurse</b>
Taylor, Mitchell-Elem/Middle School	Nowicki, Nuala – R.N.
Trader, Kristen-German, English	
Williams, Amy-MS Multi-Categorical	
Williams, Celena-Art	
Woulf, Mitchell-Social Studies	